

# spex

Shaping Better Lives



## CLINICAL WHEELCHAIR SEATING

SCRIPTING AND ORDERING GUIDE

# Spex Seat Base

## BASE PACKAGE:

- Single piece seat base plate
- Either Quick-Release or Fixed-Mount hardware set
- Pair of retainer brackets

Weight: 2.4kg for Seat Base with Quick-Release, 2.3kg for Seat Base with Fixed Mount (16x18" 40x45cm)



## 2. SELECT HARDWARE

### Fixed-Mount



1008-WWLL-FXB

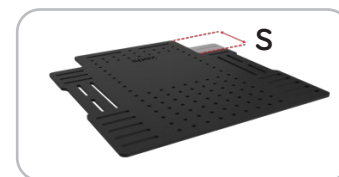
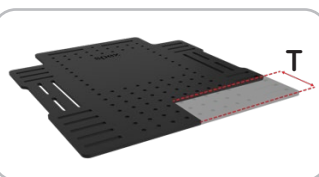
### Quick-Release




1008-WWLL-QRB

## 1. SELECT SIZE

WIDTH	LENGTH	CODE	✓
10" 25cm	12" 30cm	1008-1012-XXX	<input type="radio"/>
	14" 36cm	1008-1014-XXX	<input type="radio"/>
12" 30cm	12" 30cm	1008-1212-XXX	<input type="radio"/>
	14" 35cm	1008-1214-XXX	<input type="radio"/>
	16" 40cm	1008-1216-XXX	<input type="radio"/>
14" 35cm	18" 45cm	1008-1218-XXX	<input type="radio"/>
	14" 35cm	1008-1414-XXX	<input type="radio"/>
	16" 40cm	1008-1416-XXX	<input type="radio"/>
15" 38cm	18" 45cm	1008-1418-XXX	<input type="radio"/>
	17" 43cm	1008-1517-XXX	<input type="radio"/>
16" 40cm	20" 50cm	1008-1520-XXX	<input type="radio"/>
	16" 40cm	1008-1616-XXX	<input type="radio"/>
	18" 45cm	1008-1618-XXX	<input type="radio"/>
17" 43cm	20" 50cm	1008-1620-XXX	<input type="radio"/>
	22" 55cm	1008-1622-XXX	<input type="radio"/>
	17" 43cm	1008-1717-XXX	<input type="radio"/>
18" 45cm	20" 50cm	1008-1720-XXX	<input type="radio"/>
	22" 55cm	1008-1722-XXX	<input type="radio"/>
	18" 45cm	1008-1818-XXX	<input type="radio"/>
20" 50cm	20" 50cm	1008-1820-XXX	<input type="radio"/>
	22" 55cm	1008-1822-XXX	<input type="radio"/>
	20" 50cm	1008-2020-XXX	<input type="radio"/>
22" 55cm	22" 55cm	1008-2022-XXX	<input type="radio"/>
	22" 55cm	1008-2222-XXX	<input type="radio"/>
Up to 20" 50cm	XX = ----	1008-2929-XXX	<input type="radio"/>
Up to 25" 63cm	XX = ----	1008-2939-XXX	<input type="radio"/>



## 3. CUSTOMISE (IF REQUIRED)

✓	ITEM	NOTES
<input type="radio"/>	<b>Leg Length Discrepancy</b> Available in 1" Increments 1008-0292-000	<div style="border: 1px solid red; padding: 2px; display: inline-block;"> <b>SELECT</b>  <input type="radio"/> L   <input type="radio"/> R         </div> <div style="margin-left: 20px;">           XX = ____            T = ____         </div>
<input type="radio"/>	<b>Custom backrest cane depth cut-outs</b> Up to 2" additional depth, available in 1" Increments Standard Cut-Out = 3"x3" (8x8cm) 1008-0291-000	XX = ____ S = ____
<input type="radio"/>	<b>Additional Cushion retainer bracket (pair)</b> Note: All bases come with a pair of cushion retainers 1008-0250-100	

## WHEELCHAIR COMPATIBILITY

Seat Base Width  
10" - 20"

Seat Base Width  
21" +

Fixed Mount

-0" to +2"

-0" to +1"

Quick Release

-1 to +2"

-1 to +1"

# Vigour Standard Contour Cushion

## 1. SELECT SIZE

WIDTH	LENGTH	CODE	✓
8" 20cm	8" 20cm	1103-0808-OSC	<input type="radio"/>
	10" 25cm	1103-0810-OSC	<input type="radio"/>
10" 25cm	10" 25cm	1103-1010-OSC	<input type="radio"/>
	12" 30cm	1103-1012-OSC	<input type="radio"/>
	XX XX	1103-10XX-OSC	<input type="radio"/>
11" 28cm	10" 25cm	1103-1110-OSC	<input type="radio"/>
	12" 30cm	1103-1112-OSC	<input type="radio"/>
	XX XX	1103-11XX-OSC	<input type="radio"/>
12" 30cm	12" 30cm	1103-1212-OSC	<input type="radio"/>
	14" 35cm	1103-1214-OSC	<input type="radio"/>
	XX XX	1103-12XX-OSC	<input type="radio"/>
13" 33cm	12" 30cm	1103-1312-OSC	<input type="radio"/>
	14" 35cm	1103-1314-OSC	<input type="radio"/>
	XX XX	1103-13XX-OSC	<input type="radio"/>
14" 35cm	14" 35cm	1103-1414-OSC	<input type="radio"/>
	16" 40cm	1103-1416-OSC	<input type="radio"/>
	18" 45cm	1103-1418-OSC	<input type="radio"/>
	XX XX	1103-14XX-OSC	<input type="radio"/>
15" 38cm	14" 35cm	1103-1514-OSC	<input type="radio"/>
	16" 40cm	1103-1516-OSC	<input type="radio"/>
	XX XX	1103-15XX-OSC	<input type="radio"/>
16" 40cm	16" 40cm	1103-1616-OSC	<input type="radio"/>
	18" 45cm	1103-1618-OSC	<input type="radio"/>
	20" 50cm	1103-1620-OSC	<input type="radio"/>
17" 43cm	XX XX	1103-16XX-OSC	<input type="radio"/>
	17" 43cm	1103-1717-OSC	<input type="radio"/>
	18" 45cm	1103-1718-OSC	<input type="radio"/>
18" 45cm	XX XX	1103-17XX-OSC	<input type="radio"/>
	18" 45cm	1103-1818-OSC	<input type="radio"/>
	20" 50cm	1103-1820-OSC	<input type="radio"/>
19" 48cm	22" 55cm	1103-1822-OSC	<input type="radio"/>
	XX XX	1103-18XX-OSC	<input type="radio"/>
	18" 45cm	1103-1918-OSC	<input type="radio"/>
20" 50cm	20" 50cm	1103-1920-OSC	<input type="radio"/>
	XX XX	1103-19XX-OSC	<input type="radio"/>
	18" 45cm	1103-2018-OSC	<input type="radio"/>
22" 55cm	20" 50cm	1103-2020-OSC	<input type="radio"/>
	22" 55cm	1103-2022-OSC	<input type="radio"/>
	XX XX	1103-20XX-OSC	<input type="radio"/>
24" 60cm	18" 45cm	1103-2218-OSC	<input type="radio"/>
	20" 50cm	1103-2220-OSC	<input type="radio"/>
	22" 55cm	1103-2222-OSC	<input type="radio"/>
Up to 20" 50cm	18" 45cm	1103-2418-OSC	<input type="radio"/>
	20" 50cm	1103-2420-OSC	<input type="radio"/>
	22" 55cm	1103-2422-OSC	<input type="radio"/>
Up to 25" 63cm	XX = _ _ _ _	1103-2929-OSC	<input type="radio"/>
	XX = _ _ _ _	1103-2939-OSC	<input type="radio"/>

## PACKAGE INCLUDES:

1. Outer Cover
2. Incontinence Cover
3. Cushion Foam Unit



TROUGH HEIGHT = 3CM

## 2. SELECT COLOUR

Your colour selection applies to any extra covers ordered

<b>Black (default)</b>	<b>Chilli</b> 1209-2491-022	<b>Mango</b> 1209-2491-030
<b>Bumblebee</b> 1209-2491-044	<b>Calypso</b> 1209-2491-028	<b>Royal</b> 1209-2491-077
<b>Ocean</b> 1209-2491-060	<b>Leaf</b> 1209-2491-054	<b>Granite</b> 1209-2491-090

## 3. SELECT ACCESSORIES

✓	ACCESSORY	IMAGE
<input type="radio"/>	<b>Extra Outer Cover (A)</b> 1123-WWDD-6SC (insert width and depth relevant to cushion size)	
<input type="radio"/>	<b>Extra Incontinence Cover (B)</b> 1133-WWDD-7SC (insert width and depth relevant to cushion size)	
<input type="radio"/>	<b>Rigidiser Base Panel</b> 1110-WWDD-200 (can be inserted inside cover for a rigid surface)	
<input type="radio"/>	<b>5° Wedge</b> 1209-2724-300	

## 4. CUSTOMISE

Refer to Cushion Customisations (page 10).

# Vigour High Contour Cushion

## 1. SELECT SIZE

WIDTH	LENGTH	CODE	✓
8" 20cm	8" 20cm	1103-0808-OHC	<input type="radio"/>
	10" 25cm	1103-0810-OHC	<input type="radio"/>
10" 25cm	10" 25cm	1103-1010-OHC	<input type="radio"/>
	12" 30cm	1103-1012-OHC	<input type="radio"/>
	XX XX	1103-10XX-OHC	<input type="radio"/>
11" 28cm	10" 25cm	1103-1110-OHC	<input type="radio"/>
	12" 30cm	1103-1112-OHC	<input type="radio"/>
	XX XX	1103-11XX-OHC	<input type="radio"/>
12" 30cm	12" 30cm	1103-1212-OHC	<input type="radio"/>
	14" 35cm	1103-1214-OHC	<input type="radio"/>
	XX XX	1103-12XX-OHC	<input type="radio"/>
13" 33cm	12" 30cm	1103-1312-OHC	<input type="radio"/>
	14" 35cm	1103-1314-OHC	<input type="radio"/>
	XX XX	1103-13XX-OHC	<input type="radio"/>
14" 35cm	14" 35cm	1103-1414-OHC	<input type="radio"/>
	16" 40cm	1103-1416-OHC	<input type="radio"/>
	18" 45cm	1103-1418-OHC	<input type="radio"/>
	XX XX	1103-14XX-OHC	<input type="radio"/>
15" 38cm	14" 35cm	1103-1514-OHC	<input type="radio"/>
	16" 40cm	1103-1516-OHC	<input type="radio"/>
	XX XX	1103-15XX-OHC	<input type="radio"/>
16" 40cm	16" 40cm	1103-1616-OHC	<input type="radio"/>
	18" 45cm	1103-1618-OHC	<input type="radio"/>
	20" 50cm	1103-1620-OHC	<input type="radio"/>
17" 43cm	XX XX	1103-16XX-OHC	<input type="radio"/>
	17" 43cm	1103-1717-OHC	<input type="radio"/>
	18" 45cm	1103-1718-OHC	<input type="radio"/>
18" 45cm	XX XX	1103-17XX-OHC	<input type="radio"/>
	18" 45cm	1103-1818-OHC	<input type="radio"/>
	20" 50cm	1103-1820-OHC	<input type="radio"/>
19" 48cm	22" 55cm	1103-1822-OHC	<input type="radio"/>
	XX XX	1103-18XX-OHC	<input type="radio"/>
	18" 45cm	1103-1918-OHC	<input type="radio"/>
20" 50cm	20" 50cm	1103-1920-OHC	<input type="radio"/>
	22" 55cm	1103-1922-OHC	<input type="radio"/>
	XX XX	1103-19XX-OHC	<input type="radio"/>
22" 55cm	18" 45cm	1103-2018-OHC	<input type="radio"/>
	20" 50cm	1103-2020-OHC	<input type="radio"/>
	22" 55cm	1103-2022-OHC	<input type="radio"/>
24" 60cm	XX XX	1103-20XX-OHC	<input type="radio"/>
	18" 45cm	1103-2218-OHC	<input type="radio"/>
	20" 50cm	1103-2220-OHC	<input type="radio"/>
Up to 20" 50cm	22" 55cm	1103-2222-OHC	<input type="radio"/>
	18" 45cm	1103-2418-OHC	<input type="radio"/>
Up to 25" 63cm	20" 50cm	1103-2420-OHC	<input type="radio"/>
	22" 55cm	1103-2422-OHC	<input type="radio"/>
	XX = _ _ _ _	1103-2929-OHC	<input type="radio"/>
	XX = _ _ _ _	1103-2939-OHC	<input type="radio"/>

## PACKAGE INCLUDES:

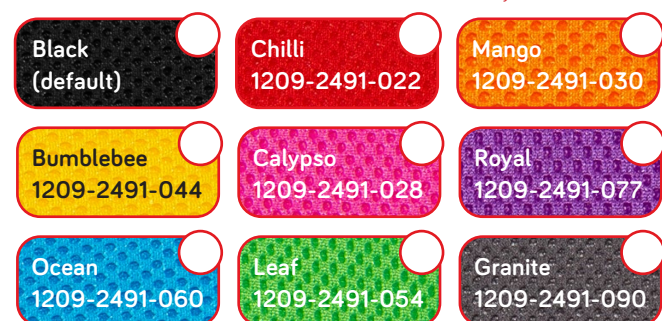
- Outer Cover
- Incontinence Cover
- Cushion Foam Unit



TROUGH HEIGHT = 5CM

## 2. SELECT COLOUR

Your colour selection applies to any extra covers ordered



## 3. SELECT ACCESSORIES

✓	ACCESSORY	IMAGE
<input type="radio"/>	<b>Extra Outer Cover (A)</b> 1123-WWDD-6HC (insert width and depth relevant to cushion size)	
<input type="radio"/>	<b>Extra Incontinence Cover (B)</b> 1133-WWDD-7HC (insert width and depth relevant to cushion size)	
<input type="radio"/>	<b>Rigidiser Base Panel</b> 1110-WWDD-200 (can be inserted inside cover for a rigid surface)	
<input type="radio"/>	<b>5° Wedge</b> 1209-2724-300	

## 4. CUSTOMISE

Refer to Cushion Customisations (page 10).

# Spex Standard Contour Cushion

## 1. SELECT SIZE

WIDTH	LENGTH	CODE	✓
8" 20cm	8" 20cm	1105-0808-OSC	<input type="radio"/>
	10" 25cm	1105-0810-OSC	<input type="radio"/>
10" 25cm	10" 25cm	1105-1010-OSC	<input type="radio"/>
	12" 30cm	1105-1012-OSC	<input type="radio"/>
	XX XX	1105-10XX-OSC	<input type="radio"/>
11" 28cm	10" 25cm	1105-1110-OSC	<input type="radio"/>
	12" 30cm	1105-1112-OSC	<input type="radio"/>
	XX XX	1105-11XX-OSC	<input type="radio"/>
12" 30cm	12" 30cm	1105-1212-OSC	<input type="radio"/>
	14" 35cm	1105-1214-OSC	<input type="radio"/>
	XX XX	1105-12XX-OSC	<input type="radio"/>
13" 33cm	12" 30cm	1105-1312-OSC	<input type="radio"/>
	14" 35cm	1105-1314-OSC	<input type="radio"/>
	XX XX	1105-13XX-OSC	<input type="radio"/>
14" 35cm	14" 35cm	1105-1414-OSC	<input type="radio"/>
	16" 40cm	1105-1416-OSC	<input type="radio"/>
	18" 45cm	1105-1418-OSC	<input type="radio"/>
	XX XX	1105-14XX-OSC	<input type="radio"/>
15" 38cm	14" 35cm	1105-1514-OSC	<input type="radio"/>
	16" 40cm	1105-1516-OSC	<input type="radio"/>
	XX XX	1105-15XX-OSC	<input type="radio"/>
16" 40cm	16" 40cm	1105-1616-OSC	<input type="radio"/>
	18" 45cm	1105-1618-OSC	<input type="radio"/>
	20" 50cm	1105-1620-OSC	<input type="radio"/>
17" 43cm	XX XX	1105-16XX-OSC	<input type="radio"/>
	17" 43cm	1105-1717-OSC	<input type="radio"/>
	18" 45cm	1105-1718-OSC	<input type="radio"/>
18" 45cm	XX XX	1105-17XX-OSC	<input type="radio"/>
	18" 45cm	1105-1818-OSC	<input type="radio"/>
	20" 50cm	1105-1820-OSC	<input type="radio"/>
19" 48cm	22" 55cm	1105-1822-OSC	<input type="radio"/>
	XX XX	1105-18XX-OSC	<input type="radio"/>
	18" 45cm	1105-1918-OSC	<input type="radio"/>
20" 50cm	20" 50cm	1105-1920-OSC	<input type="radio"/>
	XX XX	1105-19XX-OSC	<input type="radio"/>
	18" 45cm	1105-2018-OSC	<input type="radio"/>
22" 55cm	20" 50cm	1105-2020-OSC	<input type="radio"/>
	22" 55cm	1105-2022-OSC	<input type="radio"/>
	XX XX	1105-20XX-OSC	<input type="radio"/>
24" 60cm	18" 45cm	1105-2218-OSC	<input type="radio"/>
	20" 50cm	1105-2220-OSC	<input type="radio"/>
	22" 55cm	1105-2222-OSC	<input type="radio"/>
Up to 20" 50cm	18" 45cm	1105-2418-OSC	<input type="radio"/>
Up to 25" 63cm	20" 50cm	1105-2420-OSC	<input type="radio"/>
	22" 55cm	1105-2422-OSC	<input type="radio"/>
Up to 20" 50cm	XX = _ _ _ _	1105-2929-OSC	<input type="radio"/>
Up to 25" 63cm	XX = _ _ _ _	1105-2939-OSC	<input type="radio"/>

## PACKAGE INCLUDES:

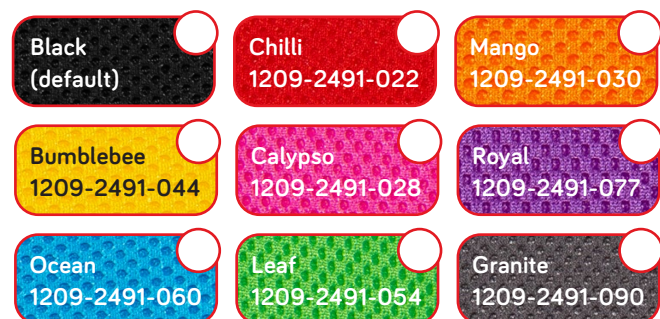
1. Outer Cover
2. Incontinence Cover
3. Cushion Foam Unit
4. Strategic Positioning Base



TROUGH HEIGHT = 3CM

## 2. SELECT COLOUR

Your colour selection applies to any extra covers ordered



## 3. SELECT ACCESSORIES

✓	ACCESSORY	IMAGE
<input type="radio"/>	<b>Extra Outer Cover (A)</b> 1125-WWDD-6SC (insert width and depth relevant to cushion size)	
<input type="radio"/>	<b>Extra Incontinence Cover (B)</b> 1135-WWDD-7SC (insert width and depth relevant to cushion size)	
<input type="radio"/>	<b>Rigidiser Base Panel</b> 1110-WWDD-200 (can be inserted inside cover for a rigid surface)	
<input type="radio"/>	<b>Extra Positioning Kit</b> 1149-XXXX-062	
<input type="radio"/>	<b>5° Wedge</b> 1209-2724-300	

## 4. CUSTOMISE

Refer to Cushion Customisations (page 10).

# Spex High Contour Cushion

## 1. SELECT SIZE

WIDTH	LENGTH	CODE	✓
8" 20cm	8" 20cm	1105-0808-0HC	<input type="radio"/>
	10" 25cm	1105-0810-0HC	<input type="radio"/>
10" 25cm	10" 25cm	1105-1010-0HC	<input type="radio"/>
	12" 30cm	1105-1012-0HC	<input type="radio"/>
	XX XX	1105-10XX-0HC	<input type="radio"/>
11" 28cm	10" 25cm	1105-1110-0HC	<input type="radio"/>
	12" 30cm	1105-1112-0HC	<input type="radio"/>
	XX XX	1105-11XX-0HC	<input type="radio"/>
12" 30cm	12" 30cm	1105-1212-0HC	<input type="radio"/>
	14" 35cm	1105-1214-0HC	<input type="radio"/>
	XX XX	1105-12XX-0HC	<input type="radio"/>
13" 33cm	12" 30cm	1105-1312-0HC	<input type="radio"/>
	14" 35cm	1105-1314-0HC	<input type="radio"/>
	XX XX	1105-13XX-0HC	<input type="radio"/>
14" 35cm	14" 35cm	1105-1414-0HC	<input type="radio"/>
	16" 40cm	1105-1416-0HC	<input type="radio"/>
	18" 45cm	1105-1418-0HC	<input type="radio"/>
	XX XX	1105-14XX-0HC	<input type="radio"/>
15" 38cm	14" 35cm	1105-1514-0HC	<input type="radio"/>
	16" 40cm	1105-1516-0HC	<input type="radio"/>
	XX XX	1105-15XX-0HC	<input type="radio"/>
16" 40cm	16" 40cm	1105-1616-0HC	<input type="radio"/>
	18" 45cm	1105-1618-0HC	<input type="radio"/>
	20" 50cm	1105-1620-0HC	<input type="radio"/>
17" 43cm	XX XX	1105-16XX-0HC	<input type="radio"/>
	17" 43cm	1105-1717-0HC	<input type="radio"/>
	18" 45cm	1105-1718-0HC	<input type="radio"/>
18" 45cm	XX XX	1105-17XX-0HC	<input type="radio"/>
	18" 45cm	1105-1818-0HC	<input type="radio"/>
	20" 50cm	1105-1820-0HC	<input type="radio"/>
19" 48cm	22" 55cm	1105-1822-0HC	<input type="radio"/>
	XX XX	1105-18XX-0HC	<input type="radio"/>
	18" 45cm	1105-1918-0HC	<input type="radio"/>
20" 50cm	20" 50cm	1105-1920-0HC	<input type="radio"/>
	XX XX	1105-19XX-0HC	<input type="radio"/>
	18" 45cm	1105-2018-0HC	<input type="radio"/>
22" 55cm	20" 50cm	1105-2020-0HC	<input type="radio"/>
	22" 55cm	1105-2022-0HC	<input type="radio"/>
	XX XX	1105-20XX-0HC	<input type="radio"/>
24" 60cm	18" 45cm	1105-2218-0HC	<input type="radio"/>
	20" 50cm	1105-2220-0HC	<input type="radio"/>
	22" 55cm	1105-2222-0HC	<input type="radio"/>
Up to 20" 50cm	XX = _ _ _ _	1105-2418-0HC	<input type="radio"/>
Up to 25" 63cm	XX = _ _ _ _	1105-2420-0HC	<input type="radio"/>
		1105-2422-0HC	<input type="radio"/>
		1105-2929-0HC	<input type="radio"/>
		1105-2939-0HC	<input type="radio"/>

## PACKAGE INCLUDES:

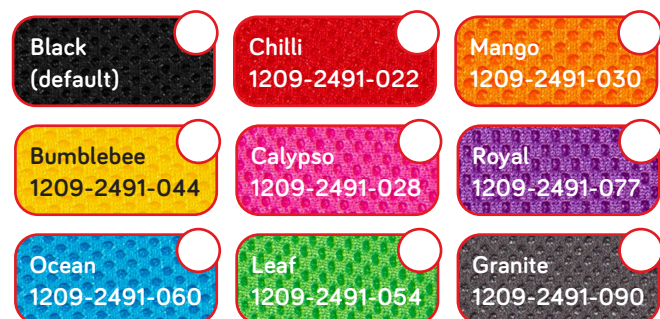
1. Outer Cover
2. Incontinence Cover
3. Cushion Foam Unit
4. Strategic Positioning Base



TROUGH HEIGHT = 5CM

## 2. SELECT COLOUR

Your colour selection applies to any extra covers ordered



## 3. SELECT ACCESSORIES

✓	ACCESSORY	IMAGE
<input type="radio"/>	<b>Extra Outer Cover (A)</b> 1125-WWDD-6HC (insert width and depth relevant to cushion size)	
<input type="radio"/>	<b>Extra Incontinence Cover (B)</b> 1135-WWDD-7HC (insert width and depth relevant to cushion size)	
<input type="radio"/>	<b>Rigidiser Base Panel</b> 1110-WWDD-200 (can be inserted inside cover for a rigid surface)	
<input type="radio"/>	<b>Extra Positioning Kit</b> 1149-XXXX-060	
<input type="radio"/>	<b>5° Wedge</b> 1209-2724-300	

## 4. CUSTOMISE

Refer to Cushion Customisations (page 10).

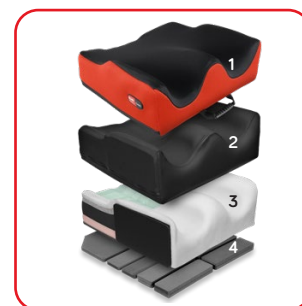
# Spex SuperHigh Contour Cushion

## 1. SELECT SIZE

WIDTH	LENGTH	CODE	✓
8" 20cm	8" 20cm	1105-0808-OSS	<input type="radio"/>
	10" 25cm	1105-0810-OSS	<input type="radio"/>
10" 25cm	10" 25cm	1105-1010-OSS	<input type="radio"/>
	12" 30cm	1105-1012-OSS	<input type="radio"/>
	XX XX	1105-10XX-OSS	<input type="radio"/>
11" 28cm	10" 25cm	1105-1110-OSS	<input type="radio"/>
	12" 30cm	1105-1112-OSS	<input type="radio"/>
	XX XX	1105-11XX-OSS	<input type="radio"/>
12" 30cm	12" 30cm	1105-1212-OSS	<input type="radio"/>
	14" 35cm	1105-1214-OSS	<input type="radio"/>
	XX XX	1105-12XX-OSS	<input type="radio"/>
13" 33cm	12" 30cm	1105-1312-OSS	<input type="radio"/>
	14" 35cm	1105-1314-OSS	<input type="radio"/>
	XX XX	1105-13XX-OSS	<input type="radio"/>
14" 35cm	14" 35cm	1105-1414-OSS	<input type="radio"/>
	16" 40cm	1105-1416-OSS	<input type="radio"/>
	18" 45cm	1105-1418-OSS	<input type="radio"/>
15" 38cm	XX XX	1105-14XX-OSS	<input type="radio"/>
	14" 35cm	1105-1514-OSS	<input type="radio"/>
	16" 40cm	1105-1516-OSS	<input type="radio"/>
16" 40cm	XX XX	1105-15XX-OSS	<input type="radio"/>
	16" 40cm	1105-1616-OSS	<input type="radio"/>
	18" 45cm	1105-1618-OSS	<input type="radio"/>
17" 43cm	20" 50cm	1105-1620-OSS	<input type="radio"/>
	XX XX	1105-16XX-OSS	<input type="radio"/>
	17" 43cm	1105-1717-OSS	<input type="radio"/>
18" 45cm	18" 45cm	1105-1718-OSS	<input type="radio"/>
	18" 45cm	1105-1818-OSS	<input type="radio"/>
	20" 50cm	1105-1820-OSS	<input type="radio"/>
19" 48cm	22" 55cm	1105-1822-OSS	<input type="radio"/>
	XX XX	1105-18XX-OSS	<input type="radio"/>
	18" 45cm	1105-1918-OSS	<input type="radio"/>
20" 50cm	20" 50cm	1105-1920-OSS	<input type="radio"/>
	22" 55cm	1105-1922-OSS	<input type="radio"/>
	XX XX	1105-19XX-OSS	<input type="radio"/>
22" 55cm	18" 45cm	1105-2018-OSS	<input type="radio"/>
	20" 50cm	1105-2020-OSS	<input type="radio"/>
	22" 55cm	1105-2022-OSS	<input type="radio"/>
24" 60cm	XX XX	1105-20XX-OSS	<input type="radio"/>
	18" 45cm	1105-2218-OSS	<input type="radio"/>
	20" 50cm	1105-2220-OSS	<input type="radio"/>
Up to 20" 50cm	22" 55cm	1105-2222-OSS	<input type="radio"/>
	18" 45cm	1105-2418-OSS	<input type="radio"/>
Up to 25" 63cm	20" 50cm	1105-2420-OSS	<input type="radio"/>
	22" 55cm	1105-2422-OSS	<input type="radio"/>
XX = _ _ _ _		1105-2929-OSS	<input type="radio"/>
XX = _ _ _ _		1105-2939-OSS	<input type="radio"/>

## PACKAGE INCLUDES:

1. Outer Cover
2. Incontinence Cover
3. Cushion Foam Unit
4. Strategic Positioning Base



10 - 13" TROUGH HEIGHT = 8CM  
14"+ TROUGH HEIGHT = 10CM

## 2. SELECT COLOUR

Your colour selection applies to any extra covers ordered

<b>Black (default)</b>	<b>Chilli</b> 1209-2491-022	<b>Mango</b> 1209-2491-030
<b>Bumblebee</b> 1209-2491-044	<b>Calypso</b> 1209-2491-028	<b>Royal</b> 1209-2491-077
<b>Ocean</b> 1209-2491-060	<b>Leaf</b> 1209-2491-054	<b>Granite</b> 1209-2491-090

## 3. SELECT ACCESSORIES

✓	ACCESSORY	IMAGE
<input type="radio"/>	<b>Extra Outer Cover (A)</b> 1125-WWDD-6SS (insert width and depth relevant to cushion size)	
<input type="radio"/>	<b>Extra Incontinence Cover (B)</b> 1135-WWDD-7SS (insert width and depth relevant to cushion size)	
<input type="radio"/>	<b>Rigidiser Base Panel</b> 1110-WWDD-200 (can be inserted inside cover for a rigid surface)	
<input type="radio"/>	<b>Extra Positioning Kit</b> 1149-XXXX-063	
<input type="radio"/>	<b>5° Wedge</b> 1209-2724-300	

## 4. CUSTOMISE

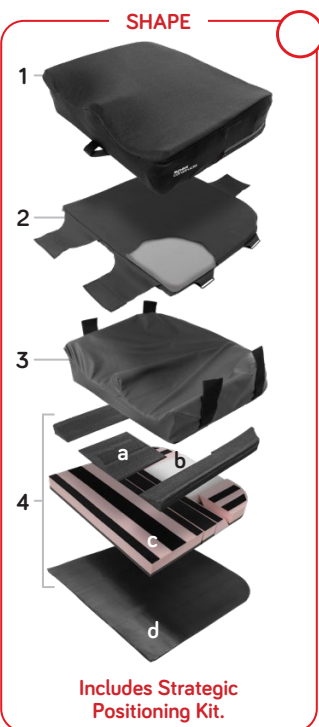
Refer to Cushion Customisations (page 10).

# Spex Constructa Cushion

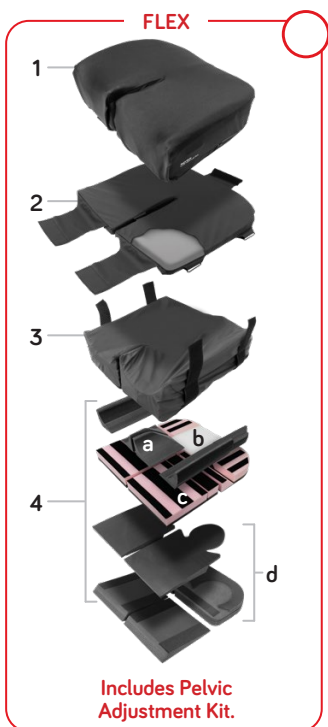
## PACKAGE INCLUDES:

- 1. Outer Cover
- 2. Overlay
- 3. Inner Cover
- 4. Base Foam
  - a. Contours
  - b. Ischial Insert
  - c. Positioning Blocks
  - d. Base
- 5. Adjustment Kit

## 1. SELECT CUSHION



-1XXX




-FXXX

With Spare Outer Cover: -XCXX

Without Spare Outer Cover: -X0XX



## 2. SELECT CONTOURING



-XXSC



-XXHC



-XXSS

## 3. SELECT SIZE

WIDTH	LENGTH	CODE	✓
14" 35cm	14" 35cm	1102-1414-XXXX	<input type="radio"/>
	16" 40cm	1102-1416-XXXX	<input type="radio"/>
	18" 45cm	1102-1418-XXXX	<input type="radio"/>
16" 40cm	16" 40cm	1102-1616-XXXX	<input type="radio"/>
	18" 45cm	1102-1618-XXXX	<input type="radio"/>
	20" 50cm	1102-1620-XXXX	<input type="radio"/>
18" 45cm	18" 45cm	1102-1818-XXXX	<input type="radio"/>
	20" 50cm	1102-1820-XXXX	<input type="radio"/>
20" 50cm	20" 50cm	1102-2020-XXXX	<input type="radio"/>
	22" 55cm	1102-2022-XXXX	<input type="radio"/>

## 4. SELECT ACCESSORIES

✓	ACCESSORY	IMAGE
<input checked="" type="checkbox"/>	Extra Outer Cover, Standard or High Contour <input type="radio"/> Shape: 1102-WWDD-OOC-C <input type="radio"/> Flex: 1102-WWDD-FOC-C (insert width relevant to cushion size)	
<input type="checkbox"/>	Extra Outer Cover, Superhigh Contour <input type="radio"/> Shape: 1102-WWDD-OSS-C <input type="radio"/> Flex: 1102-WWDD-FSS-C (insert width relevant to cushion size)	
<input type="checkbox"/>	Flexy Contour 1102-WW00-OOF (insert width relevant to cushion size)	
<input type="checkbox"/>	Constructa Flex Extra Pelvic Adjustment Kit 1102-WW00-F00 (insert width relevant to cushion size)	
<input type="checkbox"/>	Constructa Shape Extra Strategic Positioning Kit 1102-WW00-000 (insert width relevant to cushion size)	
<input type="checkbox"/>	Rigidiser Base Panel (can be inserted inside cover for a rigid surface) 1110-WWDD-200	
<input type="checkbox"/>	5° Wedge 1209-2724-300	
<input type="checkbox"/>	Extra 7.5 Degree Wedge (Flex 1 leg only) 1102-WWDD-321	

## 5. CUSTOMISE

Customise your Constructa Cushion with extra components available from our **Constructa Cushion Spare Parts Script**.



# XLella Cushion

## PACKAGE INCLUDES:

1. Outer Cover
2. Incontinence Cover
3. Cushion Foam Unit
4. Strategic Positioning Base (Spex Classic Cushions only)



## 1. SELECT XLELLA CUSHION STYLE

Vigour  
Standard Contour



1103-WWDD-0SC

Spex Classic  
Standard Contour

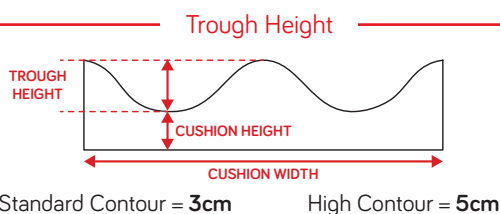


1105-WWDD-0SC

Spex Classic  
High Contour



1105-WWDD-0HC



## 2. SELECT SIZING

To order replace WW and DD in code

Cushion Depth (DD) (inches)	Cushion Width (WW) (inches)					
	20	22	24	26	28	30
18						
19						
20						
21						
22						
23						
24						
25						
26						

XLella Cushion Size Available

XLella Cushion Size Made To Order - Cushion Depth can be specified to suit

## 3. SELECT COLOUR

Your colour selection applies to any extra covers ordered

Black  
(default)

Chilli  
1209-2491-022

Mango  
1209-2491-030

Bumblebee  
1209-2491-044

Calypso  
1209-2491-028

Royal  
1209-2491-077

Ocean  
1209-2491-060

Leaf  
1209-2491-054

Granite  
1209-2491-090

## 4. SELECT ACCESSORIES

### ✓ ACCESSORY

#### Extra Outer Cover (A)

- Vigour Std: 1123-WWDD-6SC
- Classic Std: 1125-WWDD-6SC
- Classic High: 1125-WWDD-6HC (insert width & depth as relevant)

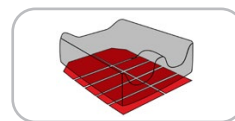

#### Extra Incontinence Cover (B)

- Vigour Std: 1133-WWDD-7SC
- Classic Std: 1135-WWDD-7SC
- Classic High: 1135-WWDD-7HC (insert width & depth as relevant)

#### Extra Positioning Kit

(Spex Classic Cushions only)  
1149-XXXX-062

### IMAGE



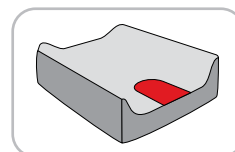
## 5. CUSTOMISE

### ✓ CUSTOMISATION

#### Remove Medial Thigh Contouring

1119-0282-000

- Achieve flat front surface without any contouring. Ideal relief for excess tissue and to facilitate easy transfers.

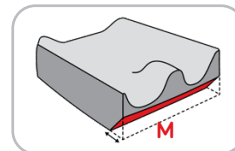


#### Front Surface Cut-Back

M = \_\_\_\_\_

1119-0290-000

- Sloping front for users with excess tissue or to provide relief when transferring and/or foot propelling.



# Cushion Customisations

<input type="radio"/> <b>Medial Thigh Support - Specified measurements</b> 1119-0281-000	Measurements (cm) E _____ F _____ G _____ H _____			<b>Reference</b> 
	<input type="radio"/> <b>Medial Thigh Support - Pre-set options</b> 1119-XXXX-000	Pre-set (cm) Standard <input type="radio"/> -0283-    High <input type="radio"/> -0284-    SuperHigh <input type="radio"/> -0285-		

<b>Leg Length Discrepancy</b> 1119-0293-000	Users Left (cm) L _____	Users Right (cm) L _____	<b>Reference</b> 
--	----------------------------	-----------------------------	----------------------

<b>Contacture Undercut - Front of Cushion</b> 1119-0290-000	Users Left (cm) M _____	Users Right (cm) M _____	<b>Reference</b> 
--	----------------------------	-----------------------------	----------------------

<input type="radio"/> <b>Hip Belt Cut Out</b> 1119-0294-000	<input type="radio"/> Users Left (cm) N _____ O _____	<input type="radio"/> Users Right (cm) N _____ O _____	<b>Reference</b> 
--	---	--	----------------------

<input type="radio"/> <b>Angled Shelf Cushion Base</b> 45° shelf starts where ischial well stops. 1119-0261-000	Measurements (cm) R _____	<b>Reference</b> 
---	------------------------------	----------------------

**1/2" Gel Foam Overlay**  
(N/A for cushions 22" x 22" and greater).

The soft upper layer will be replaced with this overlay.  
Max Size = 22" x 32"  
1119-0391-000

**1/2" Soft Pressure Relieving Foam Overlay**

1/2" Soft Pressure Relieving Foam.  
Max Size = 32" x 32"  
1119-0390-000

**1" Soft Gel Foam Ischial Well Insert**

1119-0351-000

# Universal Positioning Base

## 1. SELECT BASE

CUSHION SPACER KIT



ISCHIAL CONTOUR CUSHION SPACER KIT



HIP FLEXION CONTOUR SPACER KIT



### PACKAGE INCLUDES:

10mm spacer, 20mm spacer  
8 x obliquity spacer squares  
Raises cushion for extra long leg lengths,  
or as a base for attaching contouring  
support wedges.

10mm spacer base  
25mm front ischial ledge  
8 x obliquity spacer squares  
Helps to prevent posterior pelvic sliding.

Base with 25mm high ischial ledge  
8 x obliquity spacer squares  
Helps to prevent posterior pelvic sliding.  
Allows for 10° Hip Flexion relief.

## 2. SELECT SIZE

	WIDTH	LENGTH	CODE	✓
Cushion spacer kit	14" 35cm	14" 35cm	1113-01-1414	<input type="radio"/>
		16" 40cm	1113-01-1416	<input type="radio"/>
		18" 45cm	1113-01-1418	<input type="radio"/>
	16" 40cm	16" 40cm	1113-01-1616	<input type="radio"/>
		18" 45cm	1113-01-1618	<input type="radio"/>
		20" 50cm	1113-01-1620	<input type="radio"/>
	18" 45cm	18" 45cm	1113-01-1818	<input type="radio"/>
		20" 50cm	1113-01-1820	<input type="radio"/>
		20" 50cm	18" 45cm	1113-01-2018
20" 50cm	1113-01-2020		<input type="radio"/>	
Ischial contour cushion Spacer kit	14" 35cm	14" 35cm	1113-02-1414	<input type="radio"/>
		16" 40cm	1113-02-1416	<input type="radio"/>
		18" 45cm	1113-02-1418	<input type="radio"/>
	16" 40cm	16" 40cm	1113-02-1616	<input type="radio"/>
		18" 45cm	1113-02-1618	<input type="radio"/>
		20" 50cm	1113-02-1620	<input type="radio"/>
	18" 45cm	18" 45cm	1113-02-1818	<input type="radio"/>
		20" 50cm	1113-02-1820	<input type="radio"/>
		20" 50cm	18" 45cm	1113-02-2018
20" 50cm	1113-02-2020		<input type="radio"/>	
Hip flexion contour Spacer kit	14" 35cm	14" 35cm	1113-03-1414	<input type="radio"/>
		16" 40cm	1113-03-1416	<input type="radio"/>
		18" 45cm	1113-03-1418	<input type="radio"/>
	16" 40cm	16" 40cm	1113-03-1616	<input type="radio"/>
		18" 45cm	1113-03-1618	<input type="radio"/>
		20" 50cm	1113-03-1620	<input type="radio"/>
	18" 45cm	18" 45cm	1113-03-1818	<input type="radio"/>
		20" 50cm	1113-03-1820	<input type="radio"/>
		20" 50cm	18" 45cm	1113-03-2018
20" 50cm	1113-03-2020		<input type="radio"/>	

## 3. SELECT CONTOUR KIT

LENGTH	CODE	✓
14" 35cm	1113-05-0014	<input type="radio"/>
16" 40cm	1113-05-0016	<input type="radio"/>
18" 45cm	1113-05-0018	<input type="radio"/>
20" 50cm	1113-05-0020	<input type="radio"/>
XX = ----	1113-05-0029	<input type="radio"/>



## 4. SELECT COVER COMBINATION

WIDTH	LENGTH	CODE	✓
14" 35cm	14" 35cm	1113-07-1414	<input type="radio"/>
	16" 40cm	1113-07-1416	<input type="radio"/>
	18" 45cm	1113-07-1418	<input type="radio"/>
16" 40cm	16" 40cm	1113-07-1616	<input type="radio"/>
	18" 45cm	1113-07-1618	<input type="radio"/>
	20" 50cm	1113-07-1620	<input type="radio"/>
18" 45cm	18" 45cm	1113-07-1818	<input type="radio"/>
	20" 50cm	1113-07-1820	<input type="radio"/>
20" 50cm	18" 45cm	1113-07-2018	<input type="radio"/>
	20" 50cm	1113-07-2020	<input type="radio"/>
XX = ----	XX = ----	1113-07-2929	<input type="radio"/>



# Zygo Back Support

## PACKAGE INCLUDES:

- 1. Aluminium Shell
  - 2. Foam System
  - 3. Outer Cover
  - 4. Foam Wedges
  - 5. Cover Extension
- (Note: hardware must be selected)

## 1. SELECT ZYGO CONTOUR OPTION



Active Lo  
1251-WWHH-OAL



Active Mid  
1251-WWHH-OAM



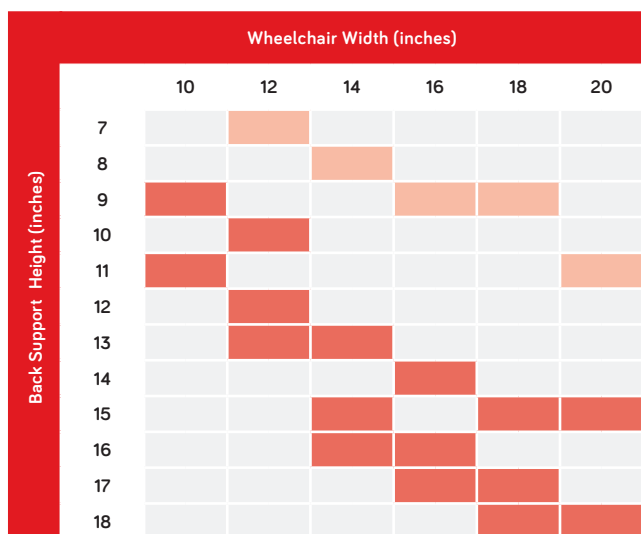
Deep Lo  
1251-WWHH-ODL



Deep Mid  
1251-WWHH-ODM

## 2. SELECT SIZING

To order replace  
WW and HH in code



Lo Back Support      Mid Back Support

## 3. SELECT HARDWARE - DROP MOUNT



Paediatric  
1259-1400-00P



Small  
1259-1400-00S



Medium  
1259-1400-00M



Large  
1259-1400-00L

## 4. ADD ACCESSORIES



TSS Lite contouring & positioning kit  
1250-3955-000

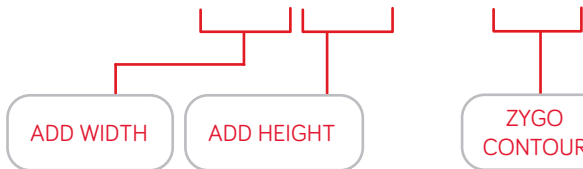


Harness Guides  
1400-6692-000

## 5. BUILD CODE

REFER TO THE ZYGO BACK SUPPORT CODES ABOVE

1 2 5 1 - - - - - 0 - - -



# Vigour Back Support

## PACKAGE INCLUDES:

1. Aluminium Shell
  2. Foam System
  3. Outer Cover
  4. Posterior Pelvic Support & Positioning Wedges
- (Note: hardware must be selected)



## 2. SELECT COLOUR

Your colour selection applies to any extra covers ordered

<b>Black (default)</b>	<b>Chilli</b> 1209-2491-022	<b>Mango</b> 1209-2491-030
<b>Bumblebee</b> 1209-2491-044	<b>Calypso</b> 1209-2491-028	<b>Royal</b> 1209-2491-077
<b>Ocean</b> 1209-2491-060	<b>Leaf</b> 1209-2491-054	<b>Granite</b> 1209-2491-090

## 1. SELECT SIZE

WIDTH	LENGTH	CODE	✓
10" 25cm	12" 30cm	1252-1012-00H	<input type="radio"/>
	14" 35cm	1252-1014-00H	<input type="radio"/>
	16" 40cm	1252-1016-00H	<input type="radio"/>
11" 28cm	12" 30cm	1252-1112-00H	<input type="radio"/>
	14" 35cm	1252-1114-00H	<input type="radio"/>
	16" 40cm	1252-1116-00H	<input type="radio"/>
12" 30cm	14" 35cm	1252-1214-00H	<input type="radio"/>
	16" 40cm	1252-1216-00H	<input type="radio"/>
	18" 45cm	1252-1218-00H	<input type="radio"/>
13" 33cm	14" 35cm	1252-1314-00H	<input type="radio"/>
	16" 40cm	1252-1316-00H	<input type="radio"/>
	18" 45cm	1252-1318-00H	<input type="radio"/>
14" 35cm	16" 40cm	1252-1416-00H	<input type="radio"/>
	18" 45cm	1252-1418-00H	<input type="radio"/>
	20" 50cm	1252-1420-00H	<input type="radio"/>
15" 38cm	16" 40cm	1252-1516-00H	<input type="radio"/>
	18" 45cm	1252-1518-00H	<input type="radio"/>
	20" 50cm	1252-1520-00H	<input type="radio"/>
16" 40cm	18" 45cm	1252-1618-00H	<input type="radio"/>
	20" 50cm	1252-1620-00H	<input type="radio"/>
	23" 58cm	1252-1623-00H	<input type="radio"/>
17" 43cm	18" 45cm	1252-1718-00H	<input type="radio"/>
	20" 50cm	1252-1720-00H	<input type="radio"/>
	23" 58cm	1252-1723-00H	<input type="radio"/>
18" 45cm	18" 45cm	1252-1818-00H	<input type="radio"/>
	20" 50cm	1252-1820-00H	<input type="radio"/>
	23" 58cm	1252-1823-00H	<input type="radio"/>
19" 48cm	18" 45cm	1252-1918-00H	<input type="radio"/>
	20" 50cm	1252-1920-00H	<input type="radio"/>
	23" 58cm	1252-1923-00H	<input type="radio"/>
20" 50cm	18" 45cm	1252-2018-00H	<input type="radio"/>
	20" 50cm	1252-2020-00H	<input type="radio"/>
	23" 58cm	1252-2023-00H	<input type="radio"/>

## 3. SELECT HARDWARE

<b>Single Mount</b> 1259-2100-100	<b>Dual Mount</b> 1259-2200-100	<b>Quad Mount</b> 1259-2400-100	<b>Quad Mount, Heavy Duty, up to 23" wide</b> 1259-2405-100
<b>Quad Mount, Heavy Duty, 23" wide +</b> 1259-2406-100	<b>Direct Mount</b> 1259-2460-100	<b>Drop Mount</b> Paediatric: 1259-1400-00P Small: 1259-1400-00S Medium: 1259-1400-00M Large: 1259-1400-00L	<b>Quad Extension Brackets</b> 1259-2450-100

## 4. ADD ACCESSORIES

<b>Additional backrest lumber pad and lateral stability wedges</b> 1209-2713-300	<b>Asymmetric narrow contour wedge</b> (200mm x 100mm x 40mm) 1209-2722-300	<b>Asymmetric bi-angular contour wedge</b> (200mm x 100mm x 40mm) 1209-2723-300
<b>Asymmetric contour kit</b> 1209-2720-300	<b>Extra Outer Cover (A) Extra Incontinence Cover (B)</b> 1209-2713-300	<b>T-shape modification</b> 1209-2931-000 <b>Surface / I Shape modification</b> 1209-2936-000

# Growth-Adjust Back Support

## GROWTH-ADJUST

## SPEX CLASSIC GROWTH-ADJUST

## SPEX CLASSIC T SHAPE GROWTH-ADJUST



### PACKAGE INCLUDES:

1. Growth-Adjust Aluminium Shell
2. Foam System
3. Outer Cover
4. Growth Kit of foam parts
5. Posterior Pelvic Support & Positioning Wedges

(Note: hardware must be selected)



## 2. SELECT COLOUR

Your colour selection applies to any extra covers ordered

<b>Black (default)</b> 1209-2491-022	<b>Chilli</b> 1209-2491-022	<b>Mango</b> 1209-2491-030
<b>Bumblebee</b> 1209-2491-044	<b>Calypso</b> 1209-2491-028	<b>Royal</b> 1209-2491-077
<b>Ocean</b> 1209-2491-060	<b>Leaf</b> 1209-2491-054	<b>Granite</b> 1209-2491-090

## 3. SELECT HARDWARE

<b>Single Mount</b> 1259-2100-100	<b>Dual Mount</b> 1259-2200-100	<b>Quad Mount</b> 1259-2400-100	<b>Drop Mount</b>
			<input type="radio"/> <b>Paediatric:</b> 1259-1400-00P <input type="radio"/> <b>Small:</b> 1259-1400-00S <input type="radio"/> <b>Medium:</b> 1259-1400-00M <input type="radio"/> <b>Large:</b> 1259-1400-00L

## 4. ADD ACCESSORIES

<b>Spare Growth Kit, Growth Adjust -</b>	<b>Spare Growth Kit, Spex Classic -</b>	<b>Centrepoint Harness -</b>
<input type="radio"/> <b>12" Width:</b> 1252-1200-CGA <input type="radio"/> <b>14" Width:</b> 1252-1400-CGA <input type="radio"/> <b>16" Width:</b> 1252-1600-CGA	<input type="radio"/> <b>12" Width:</b> 1255-1200-CGA <input type="radio"/> <b>14" Width:</b> 255-1400-CGA <input type="radio"/> <b>16" Width:</b> 1255-1200-CGA	<input type="radio"/> <b>12" Width:</b> 1409-5660-017 <input type="radio"/> <b>14" Width:</b> 1409-5661-017 <input type="radio"/> <b>16" Width, Small:</b> 1409-6661-017 <input type="radio"/> <b>16" Width, Medium:</b> 1409-6662-017
<b>Harness Guides (16" Width only)</b> 1400-6692-000	<b>Lite Head Support Hardware -</b>	<b>Quick-Release Head Support Hardware -</b>
	<input type="radio"/> <b>12" Width:</b> 1274-0232-100 <input type="radio"/> <b>14" Width:</b> 1274-0232-100	<input type="radio"/> <b>12" Width:</b> 1274-3232-100 <input type="radio"/> <b>14" Width:</b> 1274-3232-100
<b>Stylo 130 Mechanism</b> 1274-1232-000	<b>Stylo 160 Fixed Standard Mechanism (16" Width only)</b> 1274-1252-000	<b>Stylo 260 Fixed Standard Mechanism (16" Width only)</b> 1274-1282-000
<b>Extra Covers</b>	<b>Stylo 160 Flipback Standard Mechanism (16" Width only)</b>	<b>Stylo 260 Flipback Standard Mechanism (16" Width only)</b>
<input type="radio"/> <b>Outer (A):</b> 1252-1200-CGA <input type="radio"/> <b>Incontinence (B):</b> 1252-1400-CGA	1274-2252-000	1274-2282-000

## 1. SELECT SIZE

### GROWTH-ADJUST

WIDTH	LENGTH	CODE	✓
12" 30cm	11"-15" 28-38cm	1252-1211-OGA	<input type="radio"/>
	14"-18" 35-45cm	1252-1214-OGA	<input type="radio"/>
14" 35cm	12"-17" 30-43cm	1252-1412-OGA	<input type="radio"/>
	16"-21" 40-53cm	1252-1416-OGA	<input type="radio"/>
16" 40cm	14"-20" 35-50cm	1252-1614-OGA	<input type="radio"/>
	18"-24" 45-60cm	1252-1618-OGA	<input type="radio"/>

### SPEX CLASSIC GROWTH-ADJUST

WIDTH	LENGTH	CODE	✓
12" 30cm	11"-15" 28-38cm	1255-1211-OGA	<input type="radio"/>
	14"-18" 35-45cm	1255-1214-OGA	<input type="radio"/>
14" 35cm	12"-17" 30-43cm	1255-1412-OGA	<input type="radio"/>
	16"-21" 40-53cm	1255-1416-OGA	<input type="radio"/>
16" 40cm	14"-20" 35-50cm	1255-1614-OGA	<input type="radio"/>
	18"-24" 45-60cm	1255-1618-OGA	<input type="radio"/>

### SPEX CLASSIC T SHAPE GROWTH-ADJUST

WIDTH	LENGTH	CODE	✓
12" 30cm	11"-15" 28-38cm	1255-1211-TGA	<input type="radio"/>
	14"-18" 35-45cm	1255-1214-TGA	<input type="radio"/>
14" 35cm	12"-17" 30-43cm	1255-1412-TGA	<input type="radio"/>
	16"-21" 40-53cm	1255-1416-TGA	<input type="radio"/>
16" 40cm	14"-20" 35-50cm	1255-1614-TGA	<input type="radio"/>
	18"-24" 45-60cm	1255-1618-TGA	<input type="radio"/>

# Manta Back Support

## PACKAGE INCLUDES:

1. Aluminium Shell
2. Foam System
3. Outer Cover
4. Posterior Pelvic Support & Positioning Wedges

(Note: hardware must be selected)



## 1. SELECT SIZE

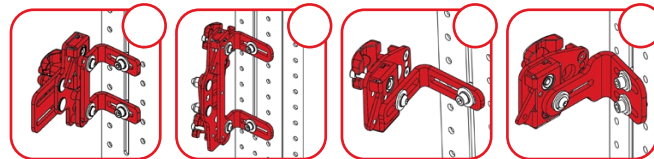
WIDTH	LENGTH	CODE	✓
12" 30cm	14" 35cm	1254-1214-000	<input type="radio"/>
	16" 40cm	1254-1216-000	<input type="radio"/>
13" 33cm	14" 35cm	1254-1314-000	<input type="radio"/>
	16" 40cm	1254-1316-000	<input type="radio"/>
14" 35cm	16" 40cm	1254-1416-000	<input type="radio"/>
	18" 45cm	1254-1418-000	<input type="radio"/>
15" 38cm	16" 40cm	1254-1516-000	<input type="radio"/>
	18" 45cm	1254-1518-000	<input type="radio"/>
16" 40cm	18" 45cm	1254-1618-000	<input type="radio"/>
	20" 50cm	1254-1620-000	<input type="radio"/>
17" 43cm	18" 45cm	1254-1718-000	<input type="radio"/>
	20" 50cm	1254-1720-000	<input type="radio"/>
18" 45cm	18" 45cm	1254-1818-000	<input type="radio"/>
	20" 50cm	1254-1820-000	<input type="radio"/>
19" 48cm	18" 45cm	1254-1918-000	<input type="radio"/>
	20" 50cm	1254-1920-000	<input type="radio"/>
20" 50cm	18" 45cm	1254-2018-000	<input type="radio"/>
	20" 50cm	1254-2020-000	<input type="radio"/>

## 2. SELECT COLOUR

Your colour selection applies to any extra covers ordered

<b>Black</b> (default)	<b>Chilli</b> 1209-2491-022	<b>Mango</b> 1209-2491-030
<b>Bumblebee</b> 1209-2491-044	<b>Calypso</b> 1209-2491-028	<b>Royal</b> 1209-2491-077
<b>Ocean</b> 1209-2491-060	<b>Leaf</b> 1209-2491-054	<b>Granite</b> 1209-2491-090

## 3. SELECT HARDWARE

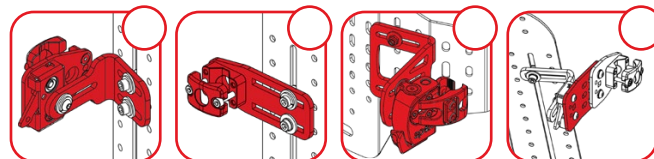


**Single Mount**  
1259-2100-100

**Dual Mount**  
1259-2200-100

**Quad Mount**  
1259-2400-100

**Quad Mount, Heavy Duty, up to 23" wide**  
1259-2405-100




**Quad Mount, Heavy Duty, 23" wide +**  
1259-2406-100

**Direct Mount**  
1259-2460-100

**Drop Mount**  
 Paediatric: 1259-1400-00P  
 Small: 1259-1400-00S  
 Medium: 1259-1400-00M  
 Large: 1259-1400-00L

**Quad Extension Brackets**  
1259-2450-100


## 4. ADD ACCESSORIES



**Additional backrest lumber pad and lateral stability wedges**  
1209-2713-300

**Asymmetric narrow contour wedge**  
(200mm x 100mm x 40mm)  
1209-2722-300

**Asymmetric bi-angular contour wedge**  
(200mm x 100mm x 40mm)  
1209-2723-300



**Asymmetric contour kit**  
1209-2720-300

**Extra Outer Cover (A) Extra Incontinence Cover (B)**

# Adapta Back Support

## 1. SELECT BACK SUPPORT

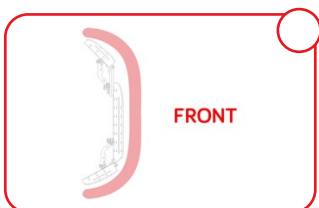


**Adapta<sup>2</sup>**  
1257-WWHH-200

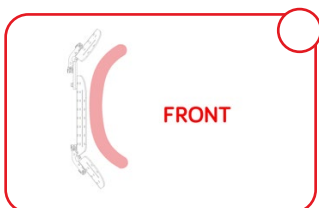


**Adapta<sup>3</sup>**  
1257-WWHH-300

## 2. SELECT FOAM LENGTH - ADAPTA<sup>3</sup> ONLY



**Standard**  
1257-WWHH-300

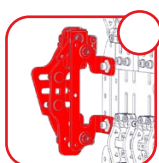


**Kyphotic**  
1257-WWHH-30K

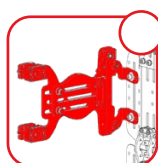
## 5. SELECT HARDWARE - FOR ADAPTA



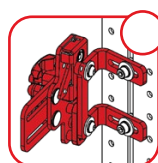
**Forward Dual Mount** (Default for Adapta<sup>2</sup>)  
1259-2210-100



**Dual Mount** (Default for Adapta<sup>3</sup>)  
1259-2205-100

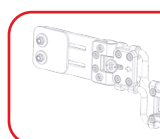


**Forward Extended Dual Mount**  
1259-2215-100



**Single Mount**  
1259-2100-100

## 6. SELECT UPGRADES & ACCESSORIES



**Depth Reduced Axial Swing-Away Lateral Support**  
1266-2331-100



**TSS Lite Contouring Kit**  
1250-3955-000

**Adapta Shoulder Harness Guide Hardware**  
1400-6693-000

**15mm Thick Low Resilient Foam to Front of Backrest**  
1209-2348-300

## 3. SELECT SIZING

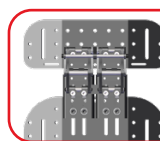
To order replace **WW** and **HH** in code

		Wheelchair Width (inches)					
		12	14	16	18	20	22
Back Support Height (inches)	12						
	13						
	14						
	15						
	16						
	17		+2"				
	18						
	19		+2"	+2"			
	20						
	21			+2"	+2"	+2"	
	22						
23				+2"	+2"		

Adapta<sup>2</sup> Back Support      Adapta<sup>3</sup> Back Support

ADAPTA<sup>3</sup> HAS 2" OF HEIGHT GROWTH

## SELECT UPGRADES - FOR ADAPTA<sup>3</sup> ONLY



**Flipback Upgrade for Top Section**  
1257-WWHH-XFX



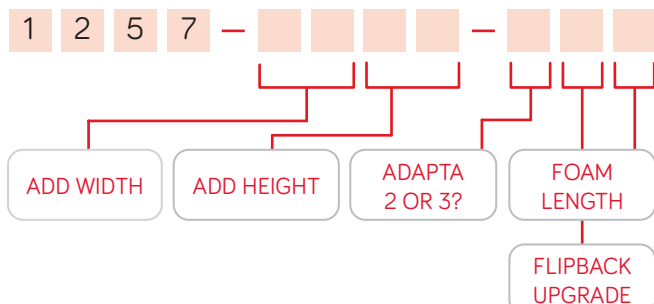
**Reduced Length Stem - Stylo 160** (mandatory for head support use)  
1274-1255-000



**Reduced Length Stem - Stylo 260** (mandatory for head support use)  
1274-1285-000

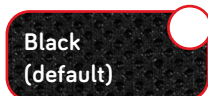
## 7. BUILD CODE

REFER TO THE ADAPTA BACK SUPPORT CODES ABOVE

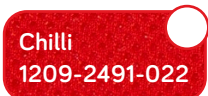


## 4. SELECT COLOUR


Your colour selection applies to any extra covers ordered



**Black (default)**



**Chilli**  
1209-2491-022




**Mango**  
1209-2491-030



**Bumblebee**  
1209-2491-044



**Calypso**  
1209-2491-028



**Royal**  
1209-2491-077



**Ocean**  
1209-2491-060



**Leaf**  
1209-2491-054



**Granite**  
1209-2491-090



# Comfi Back Support

## PACKAGE INCLUDES:

1. Aluminium Shell
2. Foam System
3. Outer Cover
4. Posterior Pelvic Support & Positioning Wedges

(Note: hardware must be selected)

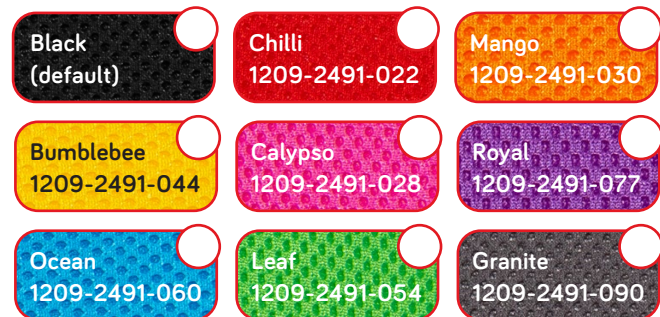


## 1. SELECT SIZE

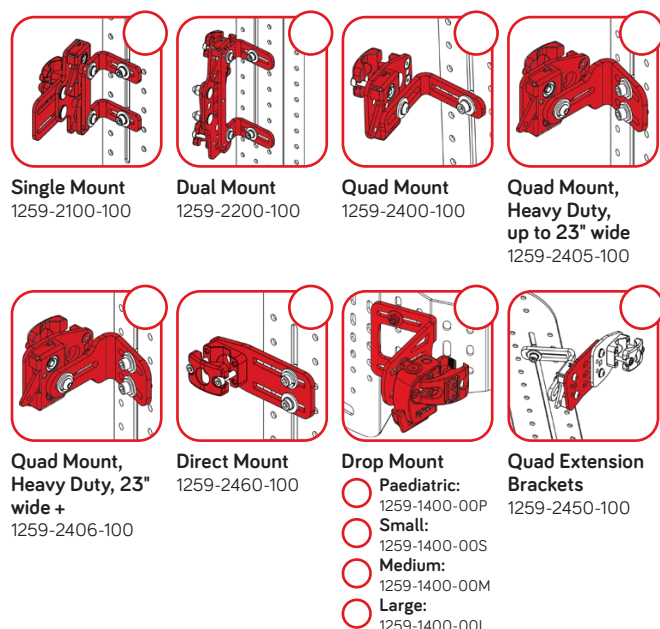
WIDTH	LENGTH	CODE	✓
10" 25cm	12" 30cm	1253-1012-00H	<input type="radio"/>
	14" 35cm	1253-1014-00H	<input type="radio"/>
	16" 40cm	1253-1016-00H	<input type="radio"/>
11" 28cm	12" 30cm	1253-1112-00H	<input type="radio"/>
	14" 35cm	1253-1114-00H	<input type="radio"/>
	16" 40cm	1253-1116-00H	<input type="radio"/>
12" 30cm	14" 35cm	1253-1214-00H	<input type="radio"/>
	16" 40cm	1253-1216-00H	<input type="radio"/>
	18" 45cm	1253-1218-00H	<input type="radio"/>
13" 33cm	14" 35cm	1253-1314-00H	<input type="radio"/>
	16" 40cm	1253-1316-00H	<input type="radio"/>
	18" 45cm	1253-1318-00H	<input type="radio"/>
14" 35cm	16" 40cm	1253-1416-00H	<input type="radio"/>
	18" 45cm	1253-1418-00H	<input type="radio"/>
	20" 50cm	1253-1420-00H	<input type="radio"/>
15" 38cm	16" 40cm	1253-1516-00H	<input type="radio"/>
	18" 45cm	1253-1518-00H	<input type="radio"/>
	20" 50cm	1253-1520-00H	<input type="radio"/>
16" 40cm	18" 45cm	1253-1618-00H	<input type="radio"/>
	20" 50cm	1253-1620-00H	<input type="radio"/>
	23" 58cm	1253-1623-00H	<input type="radio"/>
17" 43cm	18" 45cm	1253-1718-00H	<input type="radio"/>
	20" 50cm	1253-1720-00H	<input type="radio"/>
	23" 58cm	1253-1723-00H	<input type="radio"/>
18" 45cm	18" 45cm	1253-1818-00H	<input type="radio"/>
	20" 50cm	1253-1820-00H	<input type="radio"/>
	23" 58cm	1253-1823-00H	<input type="radio"/>
19" 48cm	18" 45cm	1253-1918-00H	<input type="radio"/>
	20" 50cm	1253-1920-00H	<input type="radio"/>
	23" 58cm	1253-1923-00H	<input type="radio"/>
20" 50cm	18" 45cm	1253-2018-00H	<input type="radio"/>
	20" 50cm	1253-2020-00H	<input type="radio"/>
	23" 58cm	1253-2023-00H	<input type="radio"/>

## 2. SELECT COLOUR

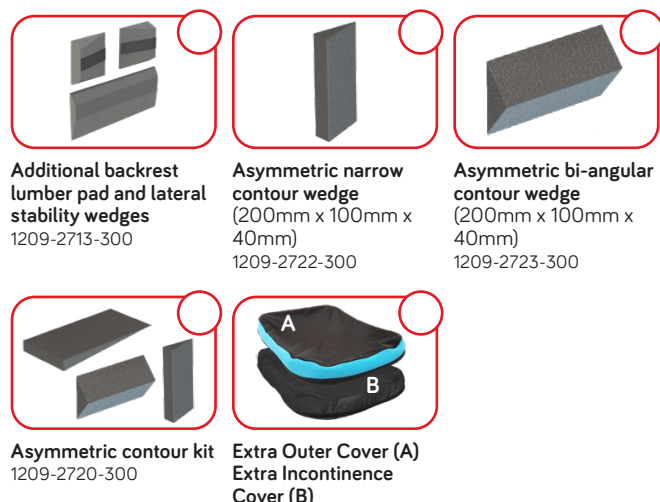
Your colour selection applies to any extra covers ordered



## 3. SELECT HARDWARE



## 4. ADD ACCESSORIES



# Spex Classic Back Support

## PACKAGE INCLUDES:

1. Aluminium Shell
2. Foam System
3. Outer Cover
4. Spare Pack of foam cubes
5. Posterior Pelvic Support & Positioning Wedges

(Note: hardware must be selected)



## 2. SELECT COLOUR

Your colour selection applies to any extra covers ordered

<b>Black (default)</b> 1209-2491-022	<b>Chilli</b> 1209-2491-022	<b>Mango</b> 1209-2491-030
<b>Bumblebee</b> 1209-2491-044	<b>Calypso</b> 1209-2491-028	<b>Royal</b> 1209-2491-077
<b>Ocean</b> 1209-2491-060	<b>Leaf</b> 1209-2491-054	<b>Granite</b> 1209-2491-090

## 1. SELECT SIZE

WIDTH	LENGTH	CODE	✓
10" 25cm	12" 30cm	1255-1012-OSS	<input type="radio"/>
	14" 35cm	1255-1014-OSS	<input type="radio"/>
	16" 40cm	1255-1016-OSS	<input type="radio"/>
11" 28cm	12" 30cm	1255-1112-OSS	<input type="radio"/>
	14" 35cm	1255-1114-OSS	<input type="radio"/>
	16" 40cm	1255-1116-OSS	<input type="radio"/>
12" 30cm	14" 35cm	1255-1214-OSS	<input type="radio"/>
	16" 40cm	1255-1216-OSS	<input type="radio"/>
	18" 45cm	1255-1218-OSS	<input type="radio"/>
13" 33cm	14" 35cm	1255-1314-OSS	<input type="radio"/>
	16" 40cm	1255-1316-OSS	<input type="radio"/>
	18" 45cm	1255-1318-OSS	<input type="radio"/>
14" 35cm	16" 40cm	1255-1416-OSS	<input type="radio"/>
	18" 45cm	1255-1418-OSS	<input type="radio"/>
	20" 50cm	1255-1420-OSS	<input type="radio"/>
15" 38cm	16" 40cm	1255-1516-OSS	<input type="radio"/>
	18" 45cm	1255-1518-OSS	<input type="radio"/>
	20" 50cm	1255-1520-OSS	<input type="radio"/>
16" 40cm	18" 45cm	1255-1618-OSS	<input type="radio"/>
	20" 50cm	1255-1620-OSS	<input type="radio"/>
	23" 58cm	1255-1623-OSS	<input type="radio"/>
17" 43cm	18" 45cm	1255-1718-OSS	<input type="radio"/>
	20" 50cm	1255-1720-OSS	<input type="radio"/>
	23" 58cm	1255-1723-OSS	<input type="radio"/>
18" 45cm	18" 45cm	1255-1818-OSS	<input type="radio"/>
	20" 50cm	1255-1820-OSS	<input type="radio"/>
	23" 58cm	1255-1823-OSS	<input type="radio"/>
19" 48cm	18" 45cm	1255-1918-OSS	<input type="radio"/>
	20" 50cm	1255-1920-OSS	<input type="radio"/>
	23" 58cm	1255-1923-OSS	<input type="radio"/>
20" 50cm	18" 45cm	1255-2018-OSS	<input type="radio"/>
	20" 50cm	1255-2020-OSS	<input type="radio"/>
	23" 58cm	1255-2023-OSS	<input type="radio"/>

## 3. SELECT HARDWARE

<b>Single Mount</b> 1259-2100-100	<b>Dual Mount</b> 1259-2200-100	<b>Quad Mount</b> 1259-2400-100	<b>Quad Mount, Heavy Duty, up to 23" wide</b> 1259-2405-100
<b>Quad Mount, Heavy Duty, 23" wide +</b> 1259-2406-100	<b>Direct Mount</b> 1259-2460-100	<b>Drop Mount</b> Paediatric: 1259-1400-00P Small: 1259-1400-00S Medium: 1259-1400-00M Large: 1259-1400-00L	<b>Quad Extension Brackets</b> 1259-2450-100

## 4. ADD ACCESSORIES

<b>Additional backrest lumber pad and lateral stability wedges</b> 1209-2713-300	<b>Asymmetric narrow contour wedge</b> (200mm x 100mm x 40mm) 1209-2722-300	<b>Asymmetric bi-angular contour wedge</b> (200mm x 100mm x 40mm) 1209-2723-300
<b>Asymmetric contour kit</b> 1209-2720-300	<b>Extra Outer Cover (A) Extra Incontinence Cover (B)</b>	<b>Extra Positioning Kit</b> (pack 10 cubes) 1255-XXXX-300

# Spex T-Shape Back Support

## PACKAGE INCLUDES:

1. T-Shape Aluminium Shell
2. Foam System
3. Outer Cover
4. Spare Pack of foam cubes
5. Posterior Pelvic Support & Positioning Wedges

(Note: hardware must be selected)



## 2. SELECT COLOUR

Your colour selection applies to any extra covers ordered

<b>Black (default)</b>	<b>Chilli</b> 1209-2491-022	<b>Mango</b> 1209-2491-030
<b>Bumblebee</b> 1209-2491-044	<b>Calypso</b> 1209-2491-028	<b>Royal</b> 1209-2491-077
<b>Ocean</b> 1209-2491-060	<b>Leaf</b> 1209-2491-054	<b>Granite</b> 1209-2491-090

## 1. SELECT SIZE

WIDTH	LENGTH	CODE	✓
10" 25cm	12" 30cm	1255-1012-OTS	<input type="radio"/>
	14" 35cm	1255-1014-OTS	<input type="radio"/>
	16" 40cm	1255-1016-OTS	<input type="radio"/>
11" 28cm	12" 30cm	1255-1112-OTS	<input type="radio"/>
	14" 35cm	1255-1114-OTS	<input type="radio"/>
	16" 40cm	1255-1116-OTS	<input type="radio"/>
12" 30cm	14" 35cm	1255-1214-OTS	<input type="radio"/>
	16" 40cm	1255-1216-OTS	<input type="radio"/>
	18" 45cm	1255-1218-OTS	<input type="radio"/>
13" 33cm	14" 35cm	1255-1314-OTS	<input type="radio"/>
	16" 40cm	1255-1316-OTS	<input type="radio"/>
	18" 45cm	1255-1318-OTS	<input type="radio"/>
14" 35cm	16" 40cm	1255-1416-OTS	<input type="radio"/>
	18" 45cm	1255-1418-OTS	<input type="radio"/>
	20" 50cm	1255-1420-OTS	<input type="radio"/>
15" 38cm	16" 40cm	1255-1516-OTS	<input type="radio"/>
	18" 45cm	1255-1518-OTS	<input type="radio"/>
	20" 50cm	1255-1520-OTS	<input type="radio"/>
16" 40cm	18" 45cm	1255-1618-OTS	<input type="radio"/>
	20" 50cm	1255-1620-OTS	<input type="radio"/>
	23" 58cm	1255-1623-OTS	<input type="radio"/>
17" 43cm	18" 45cm	1255-1718-OTS	<input type="radio"/>
	20" 50cm	1255-1720-OTS	<input type="radio"/>
	23" 58cm	1255-1723-OTS	<input type="radio"/>
18" 45cm	18" 45cm	1255-1818-OTS	<input type="radio"/>
	20" 50cm	1255-1820-OTS	<input type="radio"/>
	23" 58cm	1255-1823-OTS	<input type="radio"/>
19" 48cm	18" 45cm	1255-1918-OTS	<input type="radio"/>
	20" 50cm	1255-1920-OTS	<input type="radio"/>
	23" 58cm	1255-1923-OTS	<input type="radio"/>
20" 50cm	18" 45cm	1255-2018-OTS	<input type="radio"/>
	20" 50cm	1255-2020-OTS	<input type="radio"/>
	23" 58cm	1255-2023-OTS	<input type="radio"/>

## 3. SELECT HARDWARE

<b>Single Mount</b> 1259-2100-100	<b>Dual Mount</b> 1259-2200-100	<b>Quad Mount</b> 1259-2400-100	<b>Quad Mount, Heavy Duty, up to 23" wide</b> 1259-2405-100
<b>Quad Mount, Heavy Duty, 23" wide +</b> 1259-2406-100	<b>Direct Mount</b> 1259-2460-100	<b>Drop Mount</b> Paediatric: 1259-1400-00P Small: 1259-1400-00S Medium: 1259-1400-00M Large: 1259-1400-00L	<b>Quad Extension Brackets</b> 1259-2450-100

## 4. ADD ACCESSORIES

<b>Additional backrest lumber pad and lateral stability wedges</b> 1209-2713-300	<b>Asymmetric narrow contour wedge</b> (200mm x 100mm x 40mm) 1209-2722-300	<b>Asymmetric bi-angular contour wedge</b> (200mm x 100mm x 40mm) 1209-2723-300
<b>Asymmetric contour kit</b> 1209-2720-300	<b>Extra Outer Cover (A) Extra Incontinence Cover (B)</b>	<b>Extra Positioning Kit</b> (pack 10 cubes) 1255-XXXX-300

# Spex SuperShape Back Support

## PACKAGE INCLUDES:

1. Aluminium Shell
2. Foam System
3. Outer Cover
4. Spare Pack of foam cubes including firm EVA Posterior Pelvic Support & Positioning Wedges

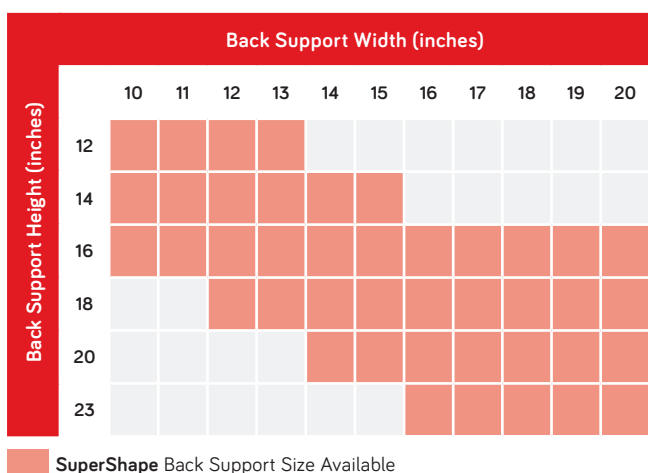
(Note: hardware must be selected)



1256-WWDD-OSS

## 1. SELECT SIZING

To order replace **WW** and **HH** in code

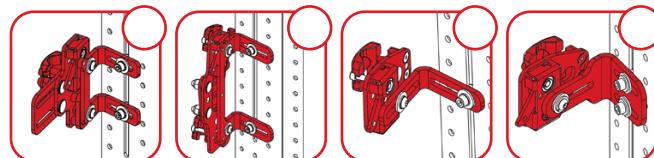


## 2. SELECT COLOUR

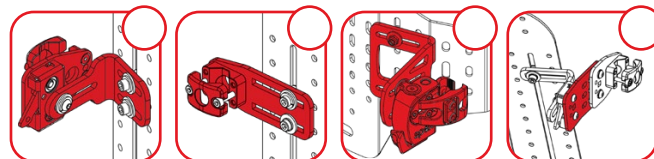
Your colour selection applies to any extra covers ordered

<b>Black (default)</b> 1209-2491-000	<b>Chilli</b> 1209-2491-022	<b>Mango</b> 1209-2491-030
<b>Bumblebee</b> 1209-2491-044	<b>Calypso</b> 1209-2491-028	<b>Royal</b> 1209-2491-077
<b>Ocean</b> 1209-2491-060	<b>Leaf</b> 1209-2491-054	<b>Granite</b> 1209-2491-090

## 3. SELECT HARDWARE




- Single Mount**  
1259-2100-100
- Dual Mount**  
1259-2200-100
- Quad Mount**  
1259-2400-100
- Quad Mount, Heavy Duty, up to 23" wide**  
1259-2405-100



- Quad Mount, Heavy Duty, 23" wide +**  
1259-2406-100
- Direct Mount**  
1259-2460-100
- Drop Mount**  
  - Paediatric: 1259-1400-00P
  - Small: 1259-1400-00S
  - Medium: 1259-1400-00M
  - Large: 1259-1400-00L
- Quad Extension Brackets**  
1259-2450-100

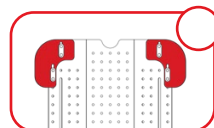
## 4. ADD ACCESSORIES



- Additional backrest lumber pad and lateral stability wedges**  
1209-2713-300
- Asymmetric narrow contour wedge (200mm x 100mm x 40mm)**  
1209-2722-300
- Asymmetric bi-angular contour wedge (200mm x 100mm x 40mm)**  
1209-2723-300



- Asymmetric contour kit**  
1209-2720-300
- Extra Outer Cover (A) Extra Incontinence Cover (B)**
- Extra Positioning Kit (pack 10 cubes)**  
1255-XXXX-300



- T-shape modification**  
1209-2933-000

## 5. BUILD CODE

REFER TO THE SUPERSHAPE BACK SUPPORT CODES ABOVE

1 2 5 6 - [ ] [ ] [ ] [ ] - 0 S S

ADD WIDTH      ADD HEIGHT

# XLella Back Support

## 1. SELECT BACK SUPPORT



XLella, Vigour Padding  
1258-WWHH-00H



XLella, Classic Padding  
1258-WWHH-OSS



XLella2, Biangular  
1258-WWHH-200

## 2. SELECT SIZING

To order replace  
WW and HH in code

Back Support Height (inches)	Wheelchair Width (inches)					
	20	22	24	26	28	30
12						
13						
14						
15						
16						
17						
18						
19						
20						
21						
22						
23						
24						
25						

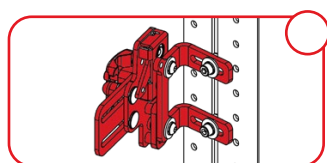
XLella Vigour or Classic
  XLella<sup>®</sup> Biangular

## 3. SELECT COLOUR

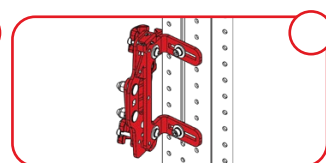
Your colour selection applies to  
any extra covers ordered

<b>Black</b> (default)	<b>Chilli</b> 1209-2491-022	<b>Mango</b> 1209-2491-030
<b>Bumblebee</b> 1209-2491-044	<b>Calypso</b> 1209-2491-028	<b>Royal</b> 1209-2491-077
<b>Ocean</b> 1209-2491-060	<b>Leaf</b> 1209-2491-054	<b>Granite</b> 1209-2491-090

## 4. SELECT HARDWARE - FOR XLELLA




Fixed Bariatric Hardware (default)  
1259-2500-100




Quick-Release Bariatric Hardware  
1259-2505-100


## 5. SELECT UPGRADES & ACCESSORIES




Cover Extension  
 22"  
1258-2200-500  
 24"  
1258-2400-500  
 26"  
1258-2600-500  
 28"  
1258-2800-500




Reinforcement Plate  
for Lateral Supports  
(forceful side leaning  
or users over 100kg)  
1266-2450-100




Additional backrest  
lumber pad and lateral  
stability wedges  
1209-2713-300



Asymmetric narrow  
contour wedge  
(200mm x 100mm x  
40mm)  
1209-2722-300



Asymmetric bi-angular  
contour wedge  
(200mm x 100mm x  
40mm)  
1209-2723-300



Asymmetric contour kit  
1209-2720-300



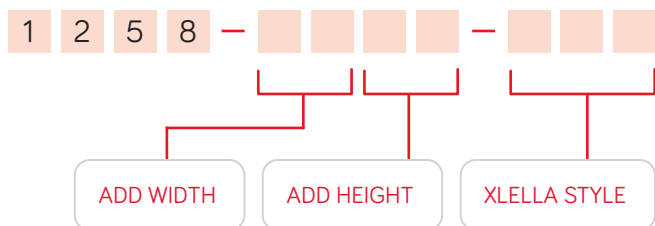
Extra Outer Cover (A)  
Extra Incontinence  
Cover (B)



Heavy-Duty kit for  
Stylo Head Support  
1274-0000-HDK

## 6. BUILD CODE

REFER TO THE XLELLA BACK SUPPORT CODES ABOVE





# Back Support Accessories

## TESSELLATED SHAPE SYSTEM KIT

WIDTH	HEIGHT		ITEM CODE	✓
10" 25cm	12"	30cm	1250-1012-000	<input type="radio"/>
	14"	35cm	1250-1014-000	<input type="radio"/>
	16"	40cm	1250-1016-000	<input type="radio"/>
12" 30cm	14"	35cm	1250-1214-000	<input type="radio"/>
	16"	40cm	1250-1216-000	<input type="radio"/>
	18"	45cm	1250-1218-000	<input type="radio"/>
14" 35cm	16"	40cm	1250-1416-000	<input type="radio"/>
	18"	45cm	1250-1418-000	<input type="radio"/>
	20"	50cm	1250-1420-000	<input type="radio"/>
16" 40cm	18"	45cm	1250-1618-000	<input type="radio"/>
	20"	50cm	1250-1620-000	<input type="radio"/>
	23"	58cm	1250-1623-000	<input type="radio"/>
18" 45cm	18"	45cm	1250-1818-000	<input type="radio"/>
	20"	50cm	1250-1820-000	<input type="radio"/>
	23"	58cm	1250-1823-000	<input type="radio"/>
20" 50cm	18"	45cm	1250-2018-000	<input type="radio"/>
	20"	50cm	1250-2020-000	<input type="radio"/>
	23"	58cm	1250-2023-000	<input type="radio"/>
Up to 20" (50cm)	XX	XX	1250-2929-000	<input type="radio"/>
Up to 25" (63cm)	XX	XX	1250-2939-000	<input type="radio"/>
TSS to suit back ordered on Script (inc. shape mods)			1250-3949-000	<input type="radio"/>

## STANDARD TESSELLATED SHAPE SYSTEM KIT




## ELEMENTS BUILDING KIT ONLY


TSS Elements building kit only (no backboard). Use when mounting shape elements directly to back shell. 1250-3959-000




## EXTRA POSITIONING WEDGES




Additional backrest lumber pad and lateral stability wedges  
1209-2713-300



Asymmetric narrow contour wedge (20cm x 10cm x 4cm)  
1209-2722-300

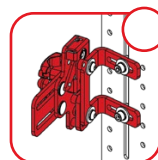


Asymmetric bi-angular contour wedge (20cm x 10cm x 4cm)  
1209-2723-300

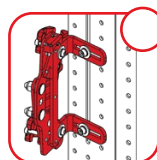


Asymmetric contour kit  
1209-2720-300

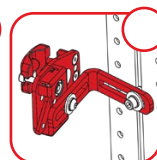
## EXTRA HARDWARE



Single Mount for second wheelchair  
1259-2120-100

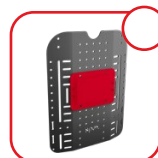


Dual Mount for second wheelchair  
1259-2220-100




Quad Mount for second wheelchair  
1259-2420-100

## ALTERNATIVE MOUNTING OPTIONS



Spex Power Recline Adapter Mount  
1259-2810-200




Spex Standing Powerchair Adapter Mount  
1259-2610-200

## SUPRACOR® HONEYCOMB

Envelope Cover only for Supracor® insert  
1208-2951-300

Envelope Cover with Supracor insert  
1208-2952-300



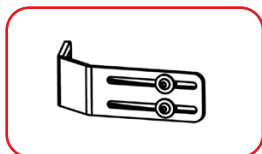
Supracor Honeycomb covers add 13mm to cushion height and provide heat & sweat reduction.

Supracor Honeycomb covers must be ordered with back support or spare cover.

# Lateral Trunk Support

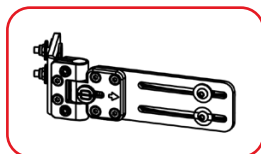
## 1. SELECT HARDWARE

(Laterals are scripted as each, not in pairs)



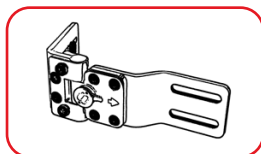
### Fixed Hardware

- Fixed Bracket: 1266-2101-100
- Paediatric Fixed Bracket: 1266-2111-100



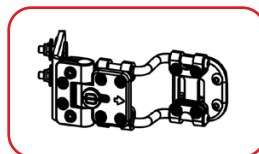
### Swing Away Hardware

- Straight: 1266-2203-100
- Extended Straight: 1266-2202-100



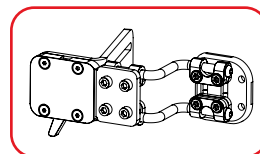
### Offset Swing Away

- Offset: 1266-2101-100
- Extended Offset: 1266-2204-100



### Axial Hardware

- Axial: 1266-2301-100
- Depth-Reduced Axial: 1266-2331-100
- Paediatric Axial: 1266-2623-100-L/R
- Paediatric Axial: 1266-2331-100
- Forward Mount: 1266-2623-200-L/R
- Paediatric Axial: 1266-2623-300-L/R
- Cane Mount: 1266-2623-300-L/R



### Quick-Release

- Back Mount Fixed Angle: 1266-2601-100-L/R
- Cane Mount Fixed Angle: 1266-2601-200-L/R
- Back Mount, Swing-Away, Angle Adjustment: 1266-2621-100-L/R
- Cane Mount, Swing-Away, Angle Adjustment: 1266-2621-200-L/R

## 2. SELECT PAD & SIZE

### NARROW STRAIGHT



#### SIZES AVAILABLE

- 0 (85mm x 115mm) -XX10-
- 1 (95mm x 145mm) -XX11-
- 2 (95mm x 180mm) -XX12-
- 3 (115mm x 210mm) -XX13-
- 4 (115mm x 240mm) -XX14-

#### SELECT

- L  R
- L  R
- L  R
- L  R
- L  R

### NARROW CURVED



#### SIZES AVAILABLE

- 1 (95mm x 145mm) -XX21-
- 2 (95mm x 180mm) -XX22-
- 3 (115mm x 210mm) -XX23-
- 4 (115mm x 240mm) -XX24-

#### SELECT

- L  R
- L  R
- L  R
- L  R

### BROAD



#### SIZES AVAILABLE

- 1 (105mm x 130mm) -XX31-
- 2 (125mm x 140mm) -XX32-
- 3 (140mm x 150mm) -XX33-
- 4 (160mm x 155mm) -XX34-
- 5 (195mm x 165mm) -XX35-
- 6 (230mm x 175mm) -XX36-

#### SELECT

- L  R
- L  R
- L  R
- L  R
- L  R
- L  R

## 3. SELECT COVER



Standard (-400)



Comfi (-800)

Incompatible with Quick-Release


## 4. CUSTOMISE



**Left Cane Mount**  
(attachment directly to wheelchair canes)  
1266-2411-100



**Right Cane Mount**  
(attachment directly to wheelchair canes)  
1266-2412-100



**Reinforcement plate**  
(forceful side leaning or clients over 100kg)  
1266-2450-100



**Deep Contour Bracket**  
(extends depth by 30mm)  
1266-2420-100



**Deep Contour Extended Bracket Kit**  
(extends depth up to 115mm)  
1266-2430-100

## 5. BUILD CODE FOR LATERAL PAD

REFER TO THE LATERAL TRUNK SUPPORT CODES ABOVE

1 2 6 6 - 3 0 - - - -

ADD PAD CODES

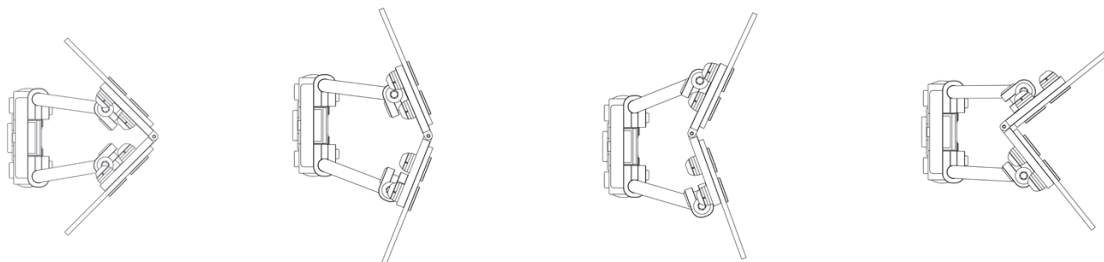
ADD COVER CODES



# Axial Biangular Lateral Trunk Support

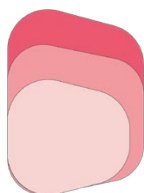
## 1. SELECT HARDWARE

(Laterals are scripted as each, not in pairs)



## 2. SELECT BIANGULAR PAD SIZE

AXIAL PAD



SIZES AVAILABLE

4 (165mm x 175mm)

-XX44-

6 (215mm x 195mm)

-XX46-

8 (265mm x 195mm)

-XX48-

SELECT

L

R

L

R

L

R


## 5. CUSTOMISE



**Left Cane Mount**  
(attachment directly to wheelchair canes)  
1266-2411-100



**Right Cane Mount**  
(attachment directly to wheelchair canes)  
1266-2412-100



**Reinforcement plate**  
(forceful side leaning or clients over 100kg)  
1266-2450-100




**Deep Contour Bracket**  
(extends depth by 30mm)  
1266-2420-100




**Deep Contour Extended Bracket Kit**  
(extends depth up to 115mm)  
1266-2430-100

## 3. SELECT PADDING



**12mm Pressure-Reduction**  
Overall Pad Thickness 30mm  
-X00



**24mm Pressure-Reduction**  
Overall Pad Thickness 45mm  
-X10

## 4. SELECT COVER



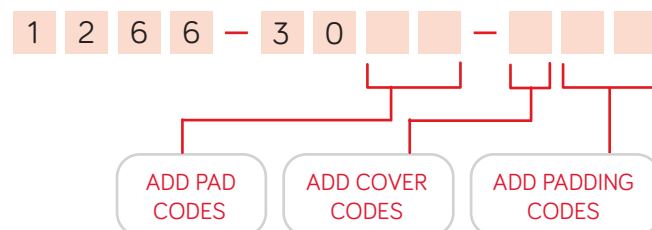
**Standard (-4XX)**



**Comfi (-8XX)**

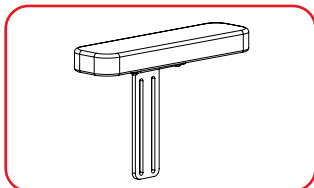
## 6. BUILD CODE FOR LATERAL PAD

REFER TO THE LATERAL TRUNK SUPPORT CODES ABOVE

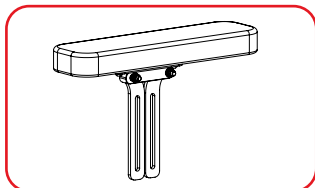


# Arm Supports

## 1. SELECT ARM SUPPORT HARDWARE

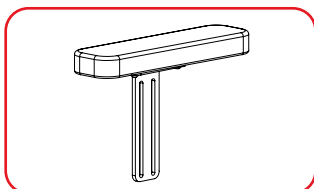


- Fixed -01XX-
- Fixed Paediatric -02XX-

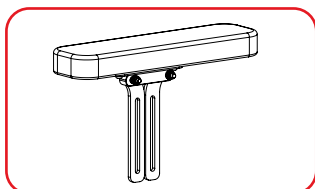


- Angle Adjust -03XX-

## 2. SELECT ARM SUPPORT MOUNTING

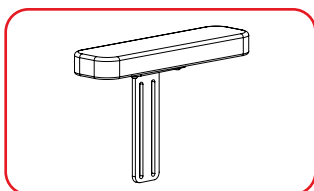


- Seat Rail -2XX-

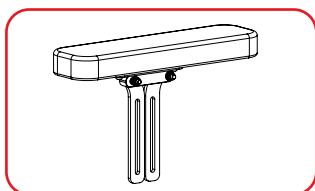


- Seat Pan -1XX-

## 3. SELECT ARM SUPPORT MECHANISM



- Quick Release -X1X-



- Swing-Down -X2X-

## 4. SELECT COMFI ARM SUPPORT PADS



### SIZES AVAILABLE

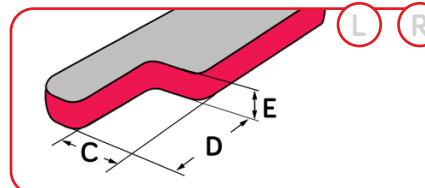
1 NARROW	1156-5811-410	40mm x 250mm	<input type="radio"/>
2 NARROW	1156-5812-410	50mm x 300mm	<input type="radio"/>
3 NARROW	1156-5813-410	60mm x 350mm	<input type="radio"/>
1 WIDE	1156-5821-410	70mm x 250mm	<input type="radio"/>
2 WIDE	1156-5822-410	80mm x 300mm	<input type="radio"/>
3 WIDE	1156-5823-410	90mm x 350mm	<input type="radio"/>

### CUSTOM

1156-5829-410     A = \_\_\_\_     B = \_\_\_\_


## 5. CUSTOMISE

(tick any customisations that apply)



Controller Cutout  
1300-5839-400

C = \_\_\_\_ D = \_\_\_\_



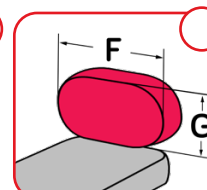
Custom Thickness  
1300-5842-400

E = \_\_\_\_

½" Gel-Foam overlay  
(custom fabric on arm support pad)  
1300-5847-400

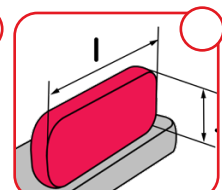


Spextex waterproof cover  
(knitted fabric surface)  
1300-5849-219



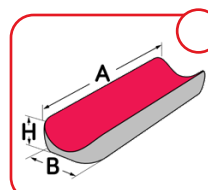
Rear elbow pad & bracket  
1300-5844-400

F = \_\_\_\_ G = \_\_\_\_



Side elbow pad  
1300-5845-400

I = \_\_\_\_ J = \_\_\_\_



Arm troughing  
1300-5835-400

A = \_\_\_\_ B = \_\_\_\_  
H = \_\_\_\_

## 6. BUILD CODE

REFER TO THE ARM SUPPORT CODES ABOVE

1 1 5 6 - [ ] [ ] 0 0 - [ ] [ ] 0

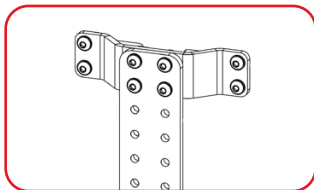
ADD HARDWARE CODES

ADD MOUNTING CODES

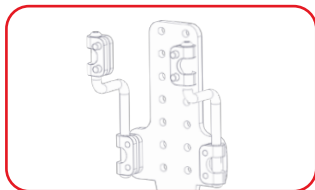
ADD MECHANISM CODES

# Thigh Supports

## 1. SELECT THIGH SUPPORT HARDWARE

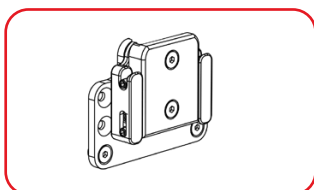


Fixed  
-0002-

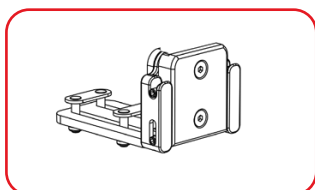


Axial  
-0001-

## 2. SELECT THIGH SUPPORT MOUNTING



Seat Rail  
-2XX-



Seat Pan  
-1XX-

## 3. SELECT THIGH SUPPORT MECHANISM



Quick Release  
-X1X-



Swing-Down  
-X2X-

## 4. SELECT COMFI THIGH SUPPORT PADS



### SIZES AVAILABLE

10" (25cm)	1156-1010-400	90 x 265 x 35mm	<input type="radio"/>
12" (30cm)	1156-1012-400	95 x 310 x 35mm	<input type="radio"/>
14" (35cm)	1156-1014-400	130 x 360 x 35mm	<input type="radio"/>
16" (40cm)	1156-1016-400	135 x 410 x 35mm	<input type="radio"/>
18" (45cm)	1156-1018-400	145 x 460 x 35mm	<input type="radio"/>
20" (50cm)	1156-1020-400	160 x 510 x 35mm	<input type="radio"/>

### CUSTOM

1156-1029-400        A=\_\_\_\_    B=\_\_\_\_    E=\_\_\_\_

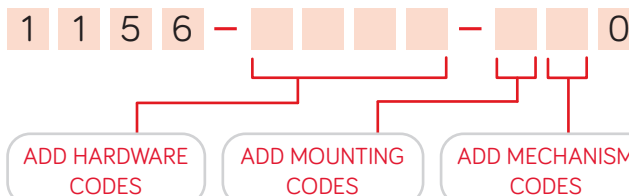
## 5. CUSTOMISE

(tick any customisations that apply)

SELECT	ITEM	IMAGE
<input type="radio"/> L <input type="radio"/> R	<b>Custom Cut-out</b> 1153-1139-400 C=____ D=____	
<input type="radio"/>	<b>Custom Thickness</b> 1153-1145-400 E=____	
<input type="radio"/>	<b>½" Gel-Foam overlay</b> (custom fabric on thigh support pad) 1153-1147-400	
<input type="radio"/>	<b>Spextex waterproof cover</b> (wipe-down surface) 1153-1149-209	
<input type="radio"/>	<b>Spextex waterproof cover</b> (knitted fabric surface) 1153-1149-219	

## 6. BUILD CODE

REFER TO THE THIGH SUPPORT CODES ABOVE



# Combo Arm/Thigh Hardware

## CONFIGURATION EXAMPLES

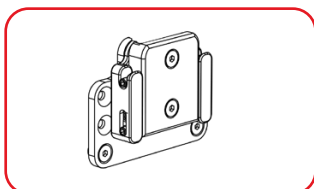


Angle Adjust Arm + Axial Thigh with Seat Rail Mount

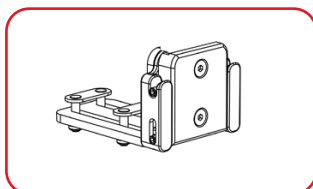


Angle Adjust Arm + Axial Thigh with Seat Pan Mount

### 1. SELECT SEAT PAN MOUNTING



Seat Rail  
-2XX-



Seat Pan  
-1XX-

### 2. SELECT MECHANISM



Quick Release  
-X1X-



Swing-Down  
-X2X-

### 3. SELECT CONFIGURATION

#### SIZES AVAILABLE

- ANGLE-ADJUST ARM + AXIAL THIGH  XXXX-0301-XXX
- ANGLE-ADJUST ARM + FIXED THIGH  XXXX-0302-XXX
- FIXED ARM + AXIAL THIGH  XXXX-0101-XXX
- PAEDIATRIC FIXED ARM + AXIAL THIGH  XXXX-0201-XXX
- FIXED ARM + FIXED THIGH  XXXX-0102-XXX
- PAEDIATRIC FIXED ARM + FIXED THIGH  XXXX-0202-XXX

### 4. SELECT COMFI ARM SUPPORT PADS



#### SIZES AVAILABLE

- 1 NARROW  1156-5811-410 40mm x 250mm
- 2 NARROW  1156-5812-410 50mm x 300mm
- 3 NARROW  1156-5813-410 60mm x 350mm
- 1 WIDE  1156-5821-410 70mm x 250mm
- 2 WIDE  1156-5822-410 80mm x 300mm
- 3 WIDE  1156-5823-410 90mm x 350mm

#### CUSTOM

1156-5829-410    A =     B =

### 5. SELECT COMFI THIGH SUPPORT PADS



#### SIZES AVAILABLE

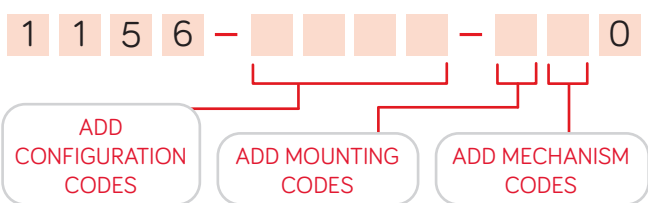
- 10" (25cm)  1156-1010-400 90 x 265 x 35mm
- 12" (30cm)  1156-1012-400 95 x 310 x 35mm
- 14" (35cm)  1156-1014-400 130 x 360 x 35mm
- 16" (40cm)  1156-1016-400 135 x 410 x 35mm
- 18" (45cm)  1156-1018-400 145 x 460 x 35mm
- 20" (50cm)  1156-1020-400 160 x 510 x 35mm

#### CUSTOM

1156-1029-400    A =     B =     E =

### 6. BUILD CODE

REFER TO THE ARM/THIGH SUPPORT CODES ABOVE



# Medial Thigh Support

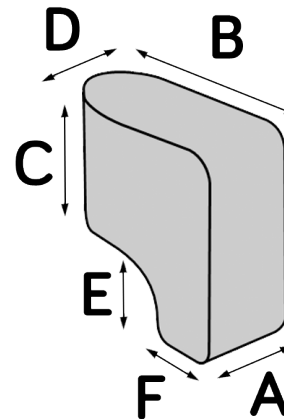
## 1. SELECT HARDWARE



Standard  
-150X-



Axial  
-160X-



## 2. SELECT MEDIAL THIGH SUPPORT SIZE

### STANDARD PAD

<input type="radio"/> SIZE 1	XXXX-1501-XXX	A = 60mm	B = 145mm	C = 95mm	D = 40mm	E = 40mm	F = 65mm
<input type="radio"/> SIZE 2	XXXX-1502-XXX	A = 60mm	B = 155mm	C = 100mm	D = 60mm	E = 50mm	F = 65mm
<input type="radio"/> SIZE 3	XXXX-1503-XXX	A = 60mm	B = 185mm	C = 105mm	D = 60mm	E = 60mm	F = 75mm
<input type="radio"/> CUSTOM	XXXX-1509-XXX	A = <input type="text" value="XX"/>	B = <input type="text" value="XX"/>	C = <input type="text" value="XX"/>	D = <input type="text" value="XX"/>	E = <input type="text" value="XX"/>	F = <input type="text" value="XX"/>

### AXIAL ADJUSTABLE PAD

<input type="radio"/> SIZE 1	XXXX-1601-XXX	A = 70-140mm	B = 145mm	C = 95mm	D = 50-120mm	E = 40mm	F = 65mm
<input type="radio"/> SIZE 2	XXXX-1602-XXX	A = 70-140mm	B = 155mm	C = 100mm	D = 60-140mm	E = 50mm	F = 65mm
<input type="radio"/> SIZE 3	XXXX-1603-XXX	A = 70-160mm	B = 185mm	C = 105mm	D = 60-140mm	E = 60mm	F = 75mm
<input type="radio"/> CUSTOM	XXXX-1609-XXX	A = <input type="text" value="XX"/>	B = <input type="text" value="XX"/>	C = <input type="text" value="XX"/>	D = <input type="text" value="XX"/>	E = <input type="text" value="XX"/>	F = <input type="text" value="XX"/>

## 3. CUSTOMISE

(tick any customisations that apply)

SELECT	ITEM	IMAGE
<input type="radio"/>	<b>½" Pressure Relieving foam overlay</b> (Custom fabric on medial thigh support cover) 1160-1576-000	
<input type="radio"/>	<b>½" Gel-Foam overlay</b> (Custom fabric on medial thigh support cover) 1153-1147-400	
<input type="radio"/>	<b>Spextex waterproof cover</b> (Wipe-down surface) 1153-1149-209	
<input type="radio"/>	<b>Spextex waterproof cover</b> (Knitted fabric surface) 1153-1149-209	

## 4. BUILD CODE

REFER TO THE MEDIAL THIGH SUPPORT CODES ABOVE

1 1 6 2 -     - 0 0 0

ADD HARDWARE CODES

ADD SIZE CODES

# Stylo Head Support

## 1. SELECT HARDWARE




**Stylo 130**  
1274-1232-000



**Stylo 160**  
1274-1252-000



**Stylo 260**  
1274-1282-000



**Stylo Flip-Back 160**  
1274-2252-000




**Stylo Flip-Back 260**  
1274-2282-000

## 2. SELECT PAD & SIZE

(Width x Height x Depth)

### COMFORT



250

1275-0031-000

260mm x 125mm  
x 90mm

350

1275-0032-000

340mm x 165mm  
x 120mm

### CIRCLE



150

1275-0011-000

175mm x 145mm  
x 55mm

250

1275-0012-000

220mm x 185mm  
x 70mm

### CONTOUR



250

1275-0021-000

280mm x 165mm  
x 140mm

350

1275-0022-000

350mm x 210mm  
x 170mm

### ADJUSTABLE LATERAL



150

1275-0061-000

175mm x 145mm  
x 55mm

250

1275-0062-000

220mm x 185mm  
x 70 mm

### STANDARD AND EXTENDED LATERAL

#### STANDARD



Standard Paediatric

1275-0041-000

220mm x 150mm  
x 145mm

Standard

1275-0043-000

250mm x 170mm  
x 180mm

#### EXTENDED



Extended Paediatric

1275-0042-000

230mm x 180mm  
x 160mm

Extended

1275-0044-000

260mm x 190mm  
x 180mm

## 3. SELECT COLOUR

Your colour selection applies to any extra covers ordered

Black  
(default)

Chilli  
1209-2491-022

Mango  
1209-2491-030

Bumblebee  
1209-2491-044

Calypso  
1209-2491-028

Royal  
1209-2491-077

Ocean  
1209-2491-060


Leaf  
1209-2491-054

Granite  
1209-2491-090

## 4. CUSTOMISE



**1/2" soft pressure-relieving foam overlay**  
1271-0019-000



**Spextex waterproof cover - wipe-down surface**  
1271-0039-209



**Spextex waterproof cover - knitted fabric surface**  
1271-0039-219



**Neoprene cover**  
1271-0039-291




**Stylo Heavy-Duty Compatibility Kit**  
(Allows attachment to other backs and reinforces connection, reducing shell flex and ball slip)  
1274-0000-HDK

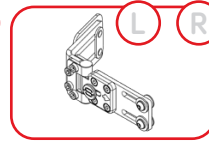


**Stylo Slim Mount**  
(For use where space is limited, e.g. power wheelchairs)  
1274-4140-200

## CUSTOMISE (ADJUSTABLE LATERAL HEADREST ONLY)



**Custom wing headrest pads**  
1270-4149-300



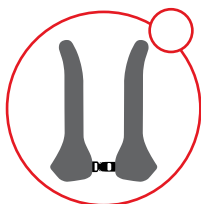
**Swing-away lateral mech upgrade**  
1272-4250-100

L = \_\_\_ H = \_\_\_

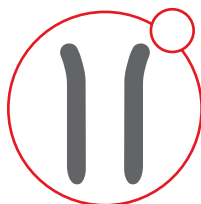
# Harnesses

## 1. SELECT HARNESS

Tick option that applies



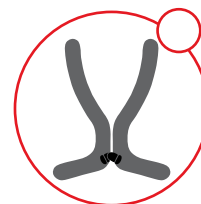
**H-HARNESS**  
-664X-



**RETRACTOR**  
-662X-



**VEST**  
-661X-



**CENTREPOINT**  
-666X-

## 2. SELECT SIZE

<b>XS</b> X-Small -XXX0-	<b>S</b> Small -XXX1-	<b>M</b> Medium -XXX2-	<b>L</b> Large -XXX3-	<b>XL</b> X-Large -XXX4-
--------------------------------	-----------------------------	------------------------------	-----------------------------	--------------------------------

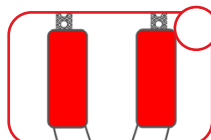
## 4. SELECT ACCESSORIES




**Shoulder Strap Guides**  
(Attachment Hardware Included)  
1400-6692-000

## 3. CUSTOMISE

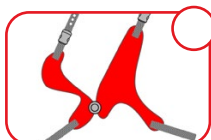
(tick any customisations that apply)




**Removable neoprene sleeves**  
1409-6810-000  
XX  
L = \_\_\_\_



**Buckles**  
(Fitted to lower shoulder harness straps)  
1409-6820-000




**Custom shape alteration**  
(More information required with order)  
1409-6834-000




**Extra-long webbing straps**  
1409-6815-000  
XX  
L = \_\_\_\_



**Change buckle to centre-release style**  
(H-Harness & Centrepoint only)  
1409-6828-000



**Change buckle to anti-escape style**  
1409-6826-000



**Convert shoulder harness to rear-pull style**  
1409-6841-000

## 5. BUILD CODE

REFER TO THE HARNESS CODES ABOVE

1 4 0 9 - [ ] [ ] [ ] - 0 1 7

ADD HARNESS CODES

ADD SIZE CODES

## IMPORTANT

- S, M, L & XL available only for retractor harness.
- XS, S, M & L available only for vest harness.

## Chest Straps

### SELECT SIZE



- Small**  
(35cm W x 7.5cm H)  
1409-6821-017
- Medium**  
(40cm W x 8cm H)  
1409-6822-017
- Large**  
(55cm W x 10cm H)  
1409-6823-017

# Hip Belts

## 1. SELECT HIP BELT

Tick option that applies



✓	SIZE	2 POINT CENTRE PULL	2 POINT DUAL CENTRE PULL	4 POINT SIDE PULL	4 POINT CENTRE PULL	4 POINT DUAL CENTRE PULL
<input type="radio"/>	X-SMALL	XXX5-6210-XXX	XXX5-6220-XXX	XXX6-6400-XXX	XXX6-6410-XXX	XXX6-6420-027
<input type="radio"/>	SMALL	XXX5-6211-XXX	XXX5-6221-XXX	XXX6-6401-XXX	XXX6-6411-XXX	XXX6-6421-027
<input type="radio"/>	MEDIUM	XXX5-6212-XXX	XXX5-6222-XXX	XXX6-6402-XXX	XXX6-6412-XXX	XXX6-6422-027
<input type="radio"/>	LARGE	XXX5-6213-XXX	XXX5-6223-XXX	XXX6-6403-XXX	XXX6-6413-XXX	XXX6-6423-027

## 2. SELECT BUCKLE

Tick option that applies



**SIDE RELEASE**  
-027



**CENTRE RELEASE**  
-028



**ANTI-ESCAPE**  
-026



**PEN-POPPER**  
-025

## 3. SELECT OPTIONAL ADD-ON

Pressure reducing gel-foam slip on sleeves for all hip belts. Retrofits to hip belt pads.

1409-6812-000



## 4. BUILD CODE

REFER TO THE HIP BELT & BUCKLE CODES ABOVE

1 4 0 [ ] - [ ] [ ] [ ] [ ] [ ] - [ ] [ ] [ ]

ADD HIP BELT CODES

ADD BUCKLE CODES

## IMPORTANT

- The 4 point dual centre-pull can only be used with the side release buckle.
- The 2 point dual centre-pull can only be used with the side release buckle.
- The anti-escape buckle is not available for x-small hip belts.



# Limb Supports

## PADDED FOREARM STRAPS

SIZE	SET OF FOUR	✓	ONE ONLY	QTY
SMALL	1408-6511-017	○	1408-6521-017	
MEDIUM	1408-6512-017	○	1408-6522-017	
LARGE	1408-6513-017	○	1408-6523-017	

PADDED FOREARM STRAPS



## HEEL LOOPS

SIZE	LENGTH	PAIR	✓
SMALL	230mm	1403-6181-017	○
MEDIUM	255mm	1403-6182-017	○
LARGE	275mm	1403-6183-017	○

HEEL LOOPS



## FOOTFAST STABILISERS

SIZE	CIRCUMFERENCE	STANDARD PAIR	✓	WITH REAR RETAINER STRAP	✓
SMALL	15-23cm (Inner)	1401-6161-017	○	1401-6165-017	○
MEDIUM	22-30cm (Inner)	1401-6162-017	○	1401-6166-017	○
LARGE	26-38cm (Inner)	1401-6163-017	○	1401-6167-017	○

FOOTFAST STABILISERS



REAR RETAINER STRAP



## COMFORT PADDED & NEOPRENE CALF STRAPS

W/C WIDTH	HEIGHT	COMFORT PADDED CODE	✓	NEOPRENE CODE	✓
10"	5cm	1402-6170-017	○	1402-6070-017	○
12"	5cm	1402-6171-017	○	1402-6071-017	○
14"	7cm	1402-6172-017	○	1402-6072-017	○
16"	9cm	1402-6173-017	○	1402-6073-017	○
17"	9cm	1402-6174-017	○	1402-6074-017	○
18"	11cm	1402-6175-017	○	1402-6075-017	○
20"	13cm	1402-6176-017	○	1402-6076-017	○
XX	XX	1402-6177-017	○	1402-6077-017	○

PADDED CALF STRAPS



NEOPRENE CALF STRAPS



## CALF PANELS

W/C WIDTH	WIDTH	HEIGHT	CODE	✓
14-15"	14"	8"	1402-6314-017	○
16-17"	16"	8"	1402-6316-017	○
18-19"	18"	10"	1402-6318-017	○
20"	20"	10"	1402-6320-017	○
Custom	XX	XX	1402-6329-017	○

CALF PANELS





**spex**

Manufactured by Spex Ltd

[solutions@spexseating.com](mailto:solutions@spexseating.com)

[spexseating.com](http://spexseating.com)

