

# spex

Shaping Better Lives

Distributed by  
**medifab**



## CLINICAL WHEELCHAIR SEATING

USA SCRIPT & ORDER GUIDE

[SPEXSEATING.COM/US](https://www.spexseating.com/us)

# Need Help?

Call customer support: 800-400-3307

Send quotes and orders to: sales@spexseating.com

## Details

### Customer

Name:	
Phone:	
Email:	
Company:	
Delivery Address Line 1:	
Delivery Address Line 2:	
City, State, Zip:	

### Client

Marked for/Client Name:	
Date:	
Weight:	(lbs)
Height:	(inches)
Wheelchair Make & Model:	
Wheelchair Seat Pan Size:	(inches)

### Bundle Quote?

All accessories you have selected will be bundled into the quoted cushion/back price.

Bundle all cushion accessories under E2609

Bundle all back support accessories under E2617, excluding lateral supports

Bundle all back support accessories under E2617, including lateral supports

## Notes

---

---

---

---

---

---

---


---

---


---



Scan the QR code to go to the Pulse, and create a profile in order to track your own quotes and orders:



Scan the QR code to view our library of educational YouTube playlists:





Items with a clock next to them will incur a longer lead time which will be advised when quoted.

# Cushion Selection

Constructa Shape		Constructa Flex	
<b>Shape with Standard Cover:</b>		<b>Flex with Standard Cover:</b>	
SKU: 1102-WWLL-1SS		SKU: 1102-WWLL-FSS	
HCPCS: E2609	MSRP: \$1850	HCPCS: E2609	MSRP: \$2450
<b>Shape with Wipe-Down Cover:</b>		<b>Flex with Wipe-Down Cover:</b>	
SKU: 1102-WWLL-SSS		SKU: 1102-WWLL-TSS	
HCPCS: E2609	MSRP: \$2100	HCPCS: E2609	MSRP: \$2700
<b>Extra Cover for Shape:</b>		<b>Extra Cover for Flex:</b>	
SKU: 1102-WWLL-1SS-C		SKU: 1102-WWLL-FSS-C	
HCPCS: E2609	MSRP: \$195	HCPCS: E2609	MSRP: \$195
<b>Flexy Contour</b> Posterior Pelvic Wrap for Constructa Cushions.			
SKU: 1102-WW00-00F	HCPCS: part of K0108	MSRP: \$195	

		Length (inches)				
		14	16	18	20	22
Width (inches)	14					
	16					
	18					
	20					

**Enter cushion size below:**  
(Refer to above size chart - other sizes available on request, \$POA)

Width:

Length:

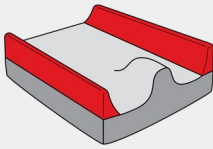
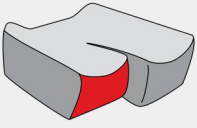


## Custom Bariatric Width and Depth

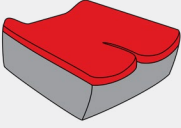
Maximum weight: 485lbs Maximum size: 28" (W) x 26" (L)	Width: <input type="text"/>	Depth: <input type="text"/>	
SKU: 1109-0026-000			
HCPCS: E2609    MSRP: \$POA			

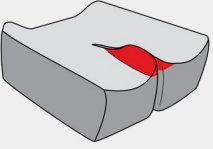
Continue filling out the order form on the next page.

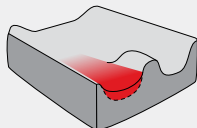
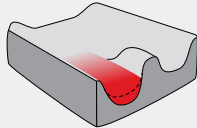
# Cushion Configuration

Lateral Thigh Support Height Options			Leg Length Discrepancy (only left or right)			
Standard Contour (-XSC) 1.2"	L	R		Users left leg	<input type="text" value=""/>	
High Contour (-XHC) 2"	L	R		Users right leg	<input type="text" value=""/>	
SuperHigh Contour (-XSS) 3.1"	L	R		SKU: 1111-0292-000		
No Contour	L	R				



Overlay Options						
1/2" Pressure Relieving Overlay + 1/2" memory foam (default)	+0.6" (15mm) Memory Foam	1" Soft Gel Foam	1" Pressure Relieving Overlay & 15mm Memory Foam	1.2" (30mm) Memory Foam Overlay	Supracor Overlay	
			HCPCS: K0108	MSRP: \$200		

Medial Thigh Support Options					
Users left leg	Depth: <input type="text" value=""/>	Standard Contour (-XSC) 1.2"	High Contour (-XHC) 2"	Superhigh Contour (-XSS) 3.1"	
Users right leg	Depth: <input type="text" value=""/>	Standard Contour (-XSC) 1.2"	High Contour (-XHC) 2"	Superhigh Contour (-XSS) 3.1"	
No Medial Thigh Support SKU: 1111-0335-000					




Thigh Angle Options					
Users left leg	Flexion	Extension		<b>Notes:</b> <ul style="list-style-type: none"> <li>• Not available with pediatric base</li> <li>• Shape base: maximum 5°</li> <li>• Flex base: maximum 15°</li> </ul>	 Flexion  Extension
	Specify Angle: <input type="text" value=""/>				
Users right leg	Flexion	Extension			
	Specify Angle: <input type="text" value=""/>				
SKU: 1111-0292-000					

Continue filling out the order form on the next page.

# Cushion Configuration (Continued)

Constructa Flex Extra Pelvic Adjustment Kit		Constructa Shape Extra Strategic Positioning Kit	
Obliquity Pads for Constructa Flex Cushion only. (Insert width relevant to cushion size).		For Constructa Shape Cushion only. (Insert width relevant to cushion size).	
SKU: 1102-WW00-F00		SKU: 1102-WW00-000	
MSRP: \$95		MSRP: \$95	


# Back Support Selection

Spex Classic		Spex SuperShape		Height (inches)																															
				<table border="1"> <tr> <td></td> <td>14</td> <td>16</td> <td>18</td> <td>20</td> <td>22</td> </tr> <tr> <td>14</td> <td>■</td> <td>■</td> <td>■</td> <td></td> <td></td> </tr> <tr> <td>16</td> <td></td> <td>■</td> <td>■</td> <td>■</td> <td></td> </tr> <tr> <td>18</td> <td></td> <td></td> <td>■</td> <td>■</td> <td>■</td> </tr> <tr> <td>20</td> <td></td> <td></td> <td></td> <td>■</td> <td>■</td> </tr> </table>			14	16	18	20	22	14	■	■	■			16		■	■	■		18			■	■	■	20				■	■
	14	16	18	20	22																														
14	■	■	■																																
16		■	■	■																															
18			■	■	■																														
20				■	■																														
<b>Classic Back Support + Hardware</b> Approximate thickness: 3 inches* Refer to Back Support Hardware (page 5) for details on depth adjustability.		<b>SuperShape Back Support + Hardware</b> Approximate thickness: 4 inches* Refer to Back Support Hardware (page 5) for details on depth adjustability.		<b>Enter back support size below:</b> (Refer to above size chart)																															
SKU: 1255-WWHH-OSS		SKU: 1256-WWHH-OSS		Wheelchair Width: <input type="text"/> "																															
HCPCS: E2617	MSRP: \$2850	HCPCS: E2617	MSRP: \$3350	Height: <input type="text"/> "																															
 <b>Add Wipe-Down Cover (Classic or SuperShape):</b>																																			
SKU: 1208-2949-209    HCPCS: K0108    MSRP: \$250																																			
<b>Add Spare Cover (Classic):</b>			<b>Add Spare Cover (SuperShape):</b>																																
SKU: 1255-WWHH-OSS-C			SKU: 1256-WWHH-OSS-C																																
HCPCS: K0108	MSRP: \$195	HCPCS: K0108	MSRP: \$195																																

\* Please note, because of the different sizes of each back, the thickness may vary within the range. These values are an approximate representation of the size range.



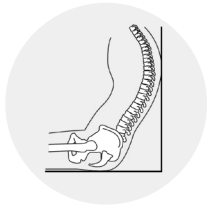
## Custom Bariatric Width and Depth

Maximum weight: 660lbs (Must use with XLella hardware) Maximum size: 28" (W) x 25" (H)	<b>Spex Classic</b> Width: <input type="text"/> " Depth: <input type="text"/> "	<b>Spex SuperShape</b> Width: <input type="text"/> " Depth: <input type="text"/> "	
	SKU: 1255-2939-OSS	SKU: 1256-2939-OSS	
	HCPCS: E2617	HCPCS: E2617	
	MSRP: \$4500	MSRP: \$4800	

Continue filling out the order form on the next page.

# Pre-configured Options

Starting pre-configurations for common asymmetric postures to be further customized upon final fit and delivery.



Kyphosis



Lordosis



Left Scoliosis



Right Scoliosis

## Extra Positioning Kit

Spex Classic		Spex Supershape	
Pack of 10 cubes.			
SKU: 1255-WWXX-300		SKU: 1256-WWXX-300	
HCPCS: K0108	MSRP: \$95	HCPCS: K0108	MSRP: \$95



## Contouring Foam Kit

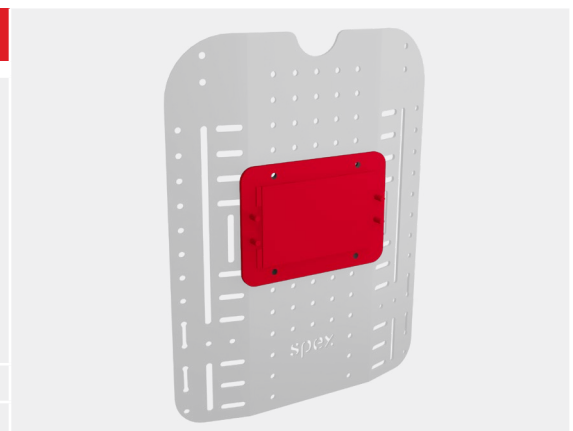
Tessellated Shape System		
For additional contouring behind the existing back support upholstery padding.		
<b>Includes:</b> 3x firm base building blocks, 3x medium density building blocks, 3x overlay building blocks, 6x 7.5 degree wedges, and 5x Velcro fastening straps.		
SKU: 1250-3955-000	HCPCS: K0108	MSRP: \$250



## Back Support Hardware

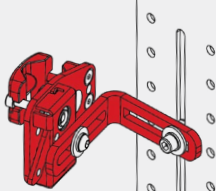
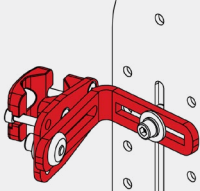
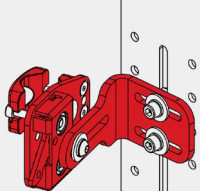
If the power chair doesn't have canes, please use our Power Chair Adapter Mount.

Power Chair Adapter Mount		
The Power Chair Adaptor Mount adds 1/2" (1.5cm) of seat depth, please account for this when choosing this option.		
Please refer to back support selection (page 4) and add the thickness to the seat depth when using these back supports with the adaptor mount.		
<b>Compatible with:</b> Quantum TRU-Balance 3 and TRU-Balance 4, Sedeo Pro (using the J3 Fixed Back Adapter Pro, or J3 Power/Manual Recline Back Adapter Pro). If you are unsure if your chair is compatible with these options, please reach out to your rep.		
SKU: 1259-2810-200		
HCPCS: E1028		

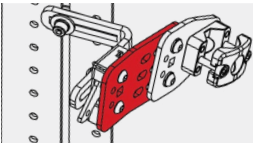


If the power chair has full length canes, there's the option to use Quad Mount or XLella hardware (page 6).

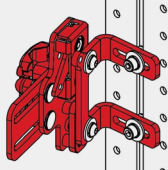
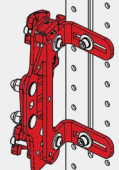
# Back Support Mounting Hardware (Continued)

Quick-Release Mount (default)		Fixed Mount		Heavy Duty Swing Away Mount	
Can be positioned so no seat depth is lost. Seat depth adjustment of 1.6" (4cm).		Can be positioned so no seat depth is lost. Seat depth adjustment of 1.6" (4cm).		Can be positioned so no seat depth is lost. Seat depth adjustment of 1.6" (4cm). Max. weight: 400lbs.	
SKU: 1259-2400-100		SKU: 1259-2470-100		SKU: 1259-2405-100	
HCPCS: E1028		HCPCS: E1028		HCPCS: E1028	

## Extensions for Existing Hardware (not compatible with Bariatric Hardware)

Increase back angle by 10 degrees.		Increases total seat depth adjustment by up to 4" (10cm).		
SKU: 1259-2451-100		SKU: 1259-2453-100		
HCPCS: K0108	MSRP: \$95	HCPCS: K0108	MSRP: \$195	

Bariatric Fixed Mount		Bariatric Quick Release Mount	
-----------------------	--	-------------------------------	--


Seat depth adjustment of 1.2" (3cm). Or 2.8"-4" in flipped orientation. Maximum weight: 660lbs.		Seat depth adjustment of 1.2" (3cm). Or 2.8"-4" in flipped orientation. Maximum weight: 660lbs.	
SKU: 1259-2500-100		SKU: 1259-2505-100	
HCPCS: E1028		HCPCS: E1028	

If the power chair has partial access to canes, please ask your rep for other options.




Continue filling out the order form on the next page.






# Lateral Trunk Supports

## 1. Select Hardware

Swing-away		Axial		Axial Bi-angular	
L	R	L	R	L	R
				(For use with Bi-angular pad only) 	
SKU: 1266-2201-100		SKU: 1266-2301-100		SKU: 1266-2501-100	
MSRP: \$295 ea		MSRP: \$525 ea		MSRP: \$595 ea	
HCPCS: E1028					
<b>Lateral Reinforcement Plate</b> For forceful side leaning or clients over 225lbs.					
L	R				
SKU: 1266-2450-100		MSRP: \$45		HCPCS: E1028	

## 2. Select Pad



Broad Size 2		Broad Size 4		Narrow Straight		Pediatric Bi-Angular		Bi-Angular 6	
L	R	L	R	L	R	L	R	L	R
4.9" (H) x 5.5" (D)		6.3" (H) x 6.1" (D)		3.7" (H) x 7.1" (D)		6.5" (H) x 6.9" (D)		8.5" (H) x 7.7" (D)	
						(For use with Axial Bi-angular only) 			
SKU: 1266-3032-400		SKU: 1266-3034-400		SKU: 1266-3012-400		SKU: 1266-3044-400		SKU: 1266-3046-400	
MSRP: \$195 ea		MSRP: \$195 ea		MSRP: \$195 ea		MSRP: \$245 ea		MSRP: \$245 ea	
HCPCS: E0956									

Broad Size 2 with Comfy Cover		Broad Size 4 with Comfy Cover		Narrow Straight with Comfy Cover		Pediatric Bi-Angular with 24mm Pressure Reduction Padding		Bi-Angular 6 with 24mm Pressure Reduction Padding	
L	R	L	R	L	R	L	R	L	R
Features pull strap for ease of releasing lateral mechanism. Note: Incompatible with Quick-Release.					Comes with Standard Cover.				
									
SKU: 1266-3032-800		SKU: 1266-3034-800		SKU: 1266-3012-800		SKU: 1266-3044-410		SKU: 1266-3046-410	
MSRP: \$245 ea		MSRP: \$245 ea		MSRP: \$245 ea		MSRP: \$315 ea		MSRP: \$315 ea	
HCPCS: E0956									



# Axial Thigh Supports

## 1. Select Hardware

Swing-down		Quick-release	
<b>Seat Rail Mount</b> L R	<b>Seat Rail Mount</b> L R		
SKU: 1156-0001-220	SKU: 1156-0001-210-L/R		
<b>Seat Pan Mount</b> L R	<b>Seat Pan Mount</b> L R		
SKU: 1156-0001-120	SKU: 1156-0001-110-L/R		
			
MSRP: \$275 ea	MSRP: \$265 ea		
HCPCS: E1028			

## 2. Select Pad

14"	16"	18"	20"
14" (L) 5" (H) x 2" (D)	16" (L) 5.5" (H) x 2" (D)	18" (L) 6" (H) x 2" (D)	20" (L) 6.5" (H) x 2" (D)
L R	L R	L R	L R
SKU: 1156-1014-400	SKU: 1156-1016-400	SKU: 1156-1018-400	SKU: 1156-1020-400
			
MSRP: \$120 ea			
HCPCS: E0956			

# Head Supports

## 1. Select Hardware

Stylo 130 (5")	Stylo 160 (6")	Stylo 260 (10")	Stylo 260 Flipback Extended Mechanism
			
SKU: 1274-1232-000	SKU: 1274-1252-000	SKU: 1274-1282-000	SKU: 1274-2282-000
MSRP: \$450	MSRP: \$550	MSRP: \$600	MSRP: \$790
HCPCS: E1028			

## 2. Select Pad

Circle 250	Comfort 250	Comfort 350	Pediatric Std.	Std. Lateral	Ext. Lateral
8.7" (W) x 7.3" (H) x 2.8" (D)	10.2" (W) x 4.9" (H) x 3.5" (D)	13.4" (W) x 6.5" (H) x 4.7" (D)	8.7" (W) x 5.9" (H) x 4.7" (D)	9.8" (W) x 6.7" (H) x 5.7" (D)	10.2" (W) x 7.5" (H) x 7.1" (D)
					
SKU: 1275-0012-000	SKU: 1275-0031-000	SKU: 1275-0032-000	SKU: 1275-0041-000	SKU: 1275-0043-000	SKU: 1275-0044-000
MSRP: \$200					
HCPCS: E0955					
 <b>Add wipe-down head support pad cover</b> (specific to pad chosen)					
SKU: 1271-0039-209	MSRP: \$100	HCPCS: E0955			

Continue filling out the order form on the next page.

# Hip Belts

## 2-Point Centre-Pull, Centre-Release Buckle

Includes kit for mounting to wheelchair canes or base.



**Small** - 14" wide

SKU: 1405-6211-028	MSRP: \$90	HCPCS: E0978
--------------------	------------	--------------

**Medium** - 18" wide

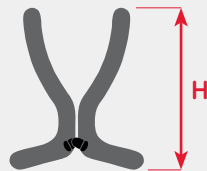
SKU: 1405-6212-028	MSRP: \$90	HCPCS: E0978
--------------------	------------	--------------

**Large** - 22" wide

SKU: 1405-6213-028	MSRP: \$90	HCPCS: E0978
--------------------	------------	--------------

# Harnesses

## Padded Centrepoint Harness



**Small** - 14" (H) x 11-15" (Wheelchair Width)

SKU: 1409-6661-017	MSRP: \$140	HCPCS: E0960
--------------------	-------------	--------------

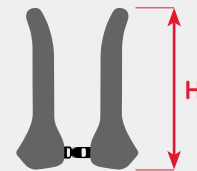
**Medium** - 15.8" (H) x 14-17" (Wheelchair Width)

SKU: 1409-6662-017	MSRP: \$140	HCPCS: E0960
--------------------	-------------	--------------

**Large** - 17.7" (H) x 17-20" (Wheelchair Width)

SKU: 1409-6663-017	MSRP: \$140	HCPCS: E0960
--------------------	-------------	--------------

## Padded H-Harness



**Small** - 11.8" (H) x 11-15" (Wheelchair Width)

SKU: 1409-6641-017	MSRP: \$130	HCPCS: E0960
--------------------	-------------	--------------

**Medium** - 14" (H) x 14-17" (Wheelchair Width)

SKU: 1409-6642-017	MSRP: \$130	HCPCS: E0960
--------------------	-------------	--------------

**Large** - 16.5" (H) x 17-20" (Wheelchair Width)

SKU: 1409-6643-017	MSRP: \$130	HCPCS: E0960
--------------------	-------------	--------------

## Shoulder Strap Guides (pair)

Includes attachment hardware.



SKU: 1400-6692-000	MSRP: \$60
--------------------	------------

# Customization Notes/Specifications (Optional)

Add any additional customization notes or requirements:

**Drawing Pad:**

Please provide a sketch of your customization(s) in the area below, or send as an attachment with this document. We also request that you attach a front and Left/Right side view photos to help engineers design the customization.



## Need Help?

**Call customer support:** 800-400-3307

**Send quotes and orders to:** [sales@spexseating.com](mailto:sales@spexseating.com)

